

# Examples for the **OneDown** package\*

[www.ctan.org/pkg/onedown](http://www.ctan.org/pkg/onedown)

J. Wiersma<sup>†</sup>

23 September 2018 (v0.5)

## Introduction

This file (onedown-examples) contains (well, sort of includes) all the example files from the bundle. We use the 'include' mechanism of the package **subfiles**. This means that you can compile each example file as stand-alone, but they also form one document. The advantage is that you can copy one example file and edit it to your taste i.e. to experiment a little, and you can compile it without changing the preamble, provided the **ONEDOWN** bundle is in your T<sub>E</sub>X-path.

For questions not covered in these examples or any further documentation, read the **ONEDOWN** package manual named onedown.pdf.

If you encounter difficulties in compiling adapted files, then please read the section about active characters in the manual.

To make it easy for you to decide which file to experiment with, all sections bear the file name, which can also be found in the list below. The examples are produced using the tcolorbox package. This enables us to show the code and the output of it side by side.

## List of Examples

1	<b>Hands</b>	2	<b>8 Bidding</b>	12	<b>15 Wrapping</b>	29
2	<b>Suits</b>	3	<b>9 bidAll</b>	17	<b>16 Play</b>	34
3	<b>showNS-warn-I</b>	4	<b>10 bidNS</b>	19	<b>17 ExpertQuiz</b>	36
4	<b>showNS-warn-II</b>	5	<b>11 bidEW</b>	22	<b>18 Languages</b>	37
5	<b>showNS-align</b>	7	<b>12 bidNE</b>	23	<b>19 Compass</b>	38
6	<b>showAll</b>	8	<b>13 bidNW</b>	24		
7	<b>Select-Hands</b>	11	<b>14 Legends</b>	26		

---

\*This file is part of the **ONEDOWN** bundle. To generate this file, use the following command:

\$ pdflatex onedown-examples.tex

<sup>†</sup>email: jack46@online.de

# 1 Hands

In the first example we show how the cards of a hand are entered. The hand can be displayed horizontally or vertically. It can also be centered. In general the token `*` will center the diagram, whereas the token `!` does something special. With the command `\hand` the token `*` switches between the horizontal and vertical mode. In other situations the token `*` can force the output of a short notation. With non-diagram commands the token `*` prints the full expression rather than an abbreviation. The token `!` outputs the hand vertically. Please note that we enter a `T` to get e.g. **J109**. Entering `10` would yield **J109**, which looks really awful.

single hand (hor/vert)+(left/centered)	File: Hands
<pre>horizontal \par\noindent \hand{AQ T2}{KQ3}{J98}{T98}  horizontal centered \par\noindent \hand*{AQ T2}{KQ3}{J98}{T98}  vertical \par\noindent \hand!{AQ T2}{KQ3}{J98}{T98}  vertical centered \par\noindent \hand*!{AQ T2}{KQ3}{J98}{T98}</pre>	<pre>horizontal ♠ AQ102 ♥ KQ3 ♦ J98 ♣ 1098 horizontal centered ♠ AQ102 ♥ KQ3 ♦ J98 ♣ 1098  vertical ♠ AQ102 ♥ KQ3 ♦ J98 ♣ 1098 vertical centered ♠ AQ102 ♥ KQ3 ♦ J98 ♣ 1098</pre>

This example shows how a mistake in entering the cards is detected.

single hand with error	File: Hands
<pre>\hand!{AQ T2}{KKQ3}{J98}{T98}</pre>	<pre>Error: Hand has 14 cards Error: Card ♥K occurs 2 times ♠ AQ102 ♥ KKQ3 ♦ J98 ♣ 1098</pre>

## 2 Suits

Here we show a single suit, with and without a suit symbol. You can observe the influence of changing the **gamefont**. In the 1st suit, card 4 occurs 2× and an error message is printed. In the last suit the same happens for card 5 but now the suit is known and is named in the error message.

suit and errors I	File: Suits
<pre>\suit{AKT544}\hspace{1cm} \suit[\He]{AKT54} \gamefont{\sffamily\bfseries\Large} \par\vspace{1\baselineskip}\noindent \suit{AKT54}\hspace{1cm} \suit[\He]{AKT54} \par\vspace{1\baselineskip}\noindent \suit[\He]{AKT554}</pre>	<p>Error: Card 4 occurs 2 times</p> <p>AK10544      ♥ AK1054</p> <p>AK1054      ♥ AK1054</p> <p>Error: Card ♥5 occurs 2 times</p> <p>♥ AK10554</p>






In the 3rd diagram card 8 occurs 2×. In the 4th diagram card 4 is missing and a warning is raised. Card 5, which occurs 2×, raises an error. Errors are shown by default, warnings must be activated first. These consistency checks make it easy to spot typos in your diagrams.

suits and errors II	File: Suits
<pre>\resetfonts \onesuitNS{AK53}{JT6} \qqquad \onesuitEW{87}{Q952} \qqquad \onesuitEW{87}{Q852} \par\vspace{0.5\baselineskip}\noindent \setdefaults{warn=on} \onesuitAll{AK53}{JT6}{87}{Q952}</pre>	<p>AK53</p> <p>□      Q952 □ 87</p> <p>J106</p> <p>Error: Card 8 occurs 2 times</p> <p>Q852 □ 87</p> <p>Warning: Card 4 fails</p> <p>Error: Card 5 occurs 2 times</p> <p>AK53</p> <p>Q952 □ 87</p> <p>J106</p>

The other 'onesuit' diagrams, using a small box.

onesuitXX with box	File: Suits
<pre>\setdefaults{warn=off} \onesuitNE{AK43}{87} \qqquad \onesuitNE{AK43}{Q952}</pre>	<p>AK43      AK43</p> <p>□ 87      □ Q952</p>

Next we show how to use a compass instead of a small box by using token !.

onesuitXX with compass	File: Suits
<pre>\onesuitNS!{AK53}{JT6} \quad \onesuitEW!{87}{Q952} \quad \onesuitNE!{AK43}{87} \quad \onesuitNE!{AK43}{Q952} \quad \onesuitAll!{AK43}{JT6}{87}{Q952}</pre>	<p>AK53      Q952      AK43</p> <p>       87       87</p> <p>J106</p> <p>AK43      AK43</p> <p> Q952      Q952       87</p> <p>J106</p>

### 3 showNS-warn-I

If you do not define all cards of a deck, then a lot of ‘missing card’ warnings will appear. Therefore most of the time it is better that warnings are switched off. This is the default, but you can explicitly do that with `\setdefaults{warn=off}`. It is also the default to produce *error* messages, which you can also switch off with `\setdefaults{err=off}`. We recommend to have errors shown when you enter new diagrams. Please observe how the `\smaller\smaller` command shrunk the diagram. We did that to make all the warnings fit in the box. To avoid that all following diagrams are also shrunk you must call `\gamefont{\bfseries\sffamily}` again without the resizing. Calling `\resetfonts` has the same effect, but would also influence the other fonts.

showNS with warnings	File: showNS-warn-I			
<pre> \setdefaults{warn=on} \gamefont{\bfseries\sffamily% \smaller\smaller} \northhand{KJ92}{KQ9}{J}{AQJT8} \southhand{AQT85}{A52}{64}{K96} \showNS </pre>	<pre> Warning: Card ♠ 3 fails Warning: Card ♠ 4 fails Warning: Card ♠ 6 fails Warning: Card ♠ 7 fails Warning: Card ♥ 3 fails Warning: Card ♥ 4 fails Warning: Card ♥ 6 fails Warning: Card ♥ 7 fails Warning: Card ♥ 8 fails Warning: Card ♥ 10 fails Warning: Card ♥ J fails Warning: Card ♦ 2 fails Warning: Card ♦ 3 fails Warning: Card ♦ 5 fails Warning: Card ♦ 7 fails Warning: Card ♦ 8 fails Warning: Card ♦ 9 fails Warning: Card ♦ 10 fails Warning: Card ♦ Q fails Warning: Card ♦ K fails Warning: Card ♦ A fails Warning: Card ♣ 2 fails Warning: Card ♣ 3 fails Warning: Card ♣ 4 fails Warning: Card ♣ 5 fails Warning: Card ♣ 7 fails ♦ K J 9 2 ♥ K Q 9 ♦ J ♣ A Q J 10 8 </pre> <div style="border: 1px solid black; padding: 2px; display: inline-block; text-align: center;"> <table style="border-collapse: collapse; margin: 0 auto;"> <tr><td style="padding: 0 5px;">N</td></tr> <tr><td style="padding: 0 5px;">W E</td></tr> <tr><td style="padding: 0 5px;">S</td></tr> </table> </div> <pre> ♦ A Q 10 8 5 ♥ A 5 2 ♦ 6 4 ♣ K 9 6 </pre>	N	W E	S
N				
W E				
S				

## 4 showNS-warn-II

In the previous example we enabled warnings and set a much smaller font to make the example fit on the page. As we compile these examples as one big file, ONEDOWN remembers these values. If you compile this file (showNS-warn-II) standalone with `pdflatex showNS-warn-II` and view the result, then you'll see no warnings and no shrinking.

showNS	File: showNS-warn-II									
<pre> \northhand{KJ92}{KQ9}{J}{AQJT8} \southhand{AQT85}{A52}{64}{K96} \showNS                     </pre>	<pre> Warning: Card ♠ 3 fails Warning: Card ♠ 4 fails Warning: Card ♠ 6 fails Warning: Card ♠ 7 fails Warning: Card ♥ 3 fails Warning: Card ♥ 4 fails Warning: Card ♥ 6 fails Warning: Card ♥ 7 fails Warning: Card ♥ 8 fails Warning: Card ♥ 10 fails Warning: Card ♥ J fails Warning: Card ♦ 2 fails Warning: Card ♦ 3 fails Warning: Card ♦ 5 fails Warning: Card ♦ 7 fails Warning: Card ♦ 8 fails Warning: Card ♦ 9 fails Warning: Card ♦ 10 fails Warning: Card ♦ Q fails Warning: Card ♦ K fails Warning: Card ♦ A fails Warning: Card ♣ 2 fails Warning: Card ♣ 3 fails Warning: Card ♣ 4 fails Warning: Card ♣ 5 fails Warning: Card ♣ 7 fails ♠ K J 9 2 ♥ K Q 9 ♦ J ♣ A Q J 10 8 <table border="1" style="margin: 5px auto; border-collapse: collapse; text-align: center;"> <tr><td></td><td>N</td><td></td></tr> <tr><td>W</td><td></td><td>E</td></tr> <tr><td></td><td>S</td><td></td></tr> </table> ♠ A Q 10 8 5 ♥ A 5 2 ♦ 6 4 ♣ K 9 6                     </pre>		N		W		E		S	
	N									
W		E								
	S									

Now warnings are switched off explicitly and the size is reset by calling `\resetfonts`.

showNS	File: showNS-warn-II
<pre> \setdefaults{warn=off} \resetfonts \showNS                     </pre>	<p> <span style="color: blue;">♠</span> K J 9 2  <span style="color: red;">♥</span> K Q 9  <span style="color: orange;">♦</span> J  <span style="color: green;">♣</span> A Q J 10 8                 </p> <div style="border: 1px solid black; width: 40px; height: 40px; margin: 10px auto; display: flex; flex-direction: column; align-items: center; justify-content: center;"> <span>N</span> <hr style="width: 100%;"/> <span>W</span> <span style="margin-left: 20px;">E</span> <span>S</span> </div> <p> <span style="color: blue;">♠</span> A Q 10 8 5  <span style="color: red;">♥</span> A 5 2  <span style="color: orange;">♦</span> 6 4  <span style="color: green;">♣</span> K 9 6                 </p>

`\newgame` clears the hands. A hand with no cards at all is completely suppressed, so we see only the compass. With `\setdefaults{compmid=text}` we can write 'text' in the middle of the compass. We enlarged the compass, so you can see that it *is* on the vertical line through the mids of **N** and **S**. With `\resetfonts` we return to the default values of the fonts. With `\setdefaults` one can influence the look of diagrams. In section **Compass** we'll go more into detail. Please note that `\setdefaults` has only 1 argument, It is *mandatory* and must be enclosed in braces (`{...}`). The argument is a key-val list, separated by commas. I.e. rather than `\setdefaults{warn=off}\setdefaults{compmid=15}` one can also write `\setdefaults{warn=off, compmid=15}`.

showNS	File: showNS-warn-II
<pre> \newgame \raggedright \setdefaults{compmid=15} \showNS \showNS \gamefont{\sffamily\bfseries\Huge} \showNS \resetfonts \setdefaults{compmid=} \showNS \gamefont{\smaller\smaller} \showNS                     </pre>	<div style="display: flex; justify-content: space-around; align-items: center;"> <div style="border: 1px solid black; width: 40px; height: 40px; display: flex; flex-direction: column; align-items: center; justify-content: center;"> <span>N</span> <hr style="width: 100%;"/> <span>W</span> <span style="margin-left: 20px;">E</span> <span>S</span> </div> <div style="border: 1px solid black; width: 40px; height: 40px; display: flex; flex-direction: column; align-items: center; justify-content: center;"> <span>N</span> <hr style="width: 100%;"/> <span>W</span> <span style="margin-left: 20px;">E</span> <span>S</span> </div> <div style="border: 1px solid black; width: 80px; height: 80px; display: flex; flex-direction: column; align-items: center; justify-content: center;"> <span>N</span> <hr style="width: 100%;"/> <span>W</span> <span style="margin-left: 20px;">15</span> <span style="margin-left: 20px;">E</span> <span>S</span> </div> <div style="border: 1px solid black; width: 40px; height: 40px; display: flex; flex-direction: column; align-items: center; justify-content: center;"> <span>N</span> <hr style="width: 100%;"/> <span>W</span> <span style="margin-left: 20px;">E</span> <span>S</span> </div> <div style="border: 1px solid black; width: 30px; height: 30px; display: flex; flex-direction: column; align-items: center; justify-content: center;"> <span>N</span> <hr style="width: 100%;"/> <span>W</span> <span style="margin-left: 10px;">E</span> <span>S</span> </div> </div>

## 5 showNS-align

These examples show the alignment of diagrams. The alignment is given as an optional argument to the `showXX` commands. It bears the usual name for alignments: **t** for top, **b** for bottom and **c** for centered. Note that the `\smaller\smaller` from a previous example is still in effect: The command `\newgame` does not reset any font. Please note the difference between diagram 1 and 3. The font used for the suits is **not** the same.

showNS top aligned	File: showNS-align
<pre> \newgame \northhand{KJ92}{KQ9}{J}{AQJT8} \southhand{AQT85}{A52}{64}{K96} A \showNS[t] B \resetfonts C \showNS[t] D \gamefont{\sffamily\bfseries\smaller\smaller} E \showNS[t] F                     </pre>	

We do need to call `\resetfonts` (or `\gamefont`) explicitly to reset the font or size.

showNS center aligned	File: showNS-align
<pre> \resetfonts % \gamefont would do the job as well %\gamefont{\bfseries\sffamily} A \showNS[c] B                     </pre>	

showNS bottom aligned	File: showNS-align
<pre> A \showNS[b] B                     </pre>	

## 6 showAll

`\showAll` displays a card diagram with the 4 hands. Here the **East** hand is empty and is skipped completely from the diagram. If you want to show an empty suit explicitly (which is a good thing), just use a single hyphen. **ONEDOWN** will make an en-dash out of it. We added the dealer and vulnerability to the diagram, the value of which was calculated automatically from the given boardnumber(18). Please note that the vulnerable side is printed in red and that the dealer is underlined in the compass. With `\setdefaults{compmid=\boardtext}` we write the board number as mid text in the compass. If given this way, it will always print the *actual* board number, as you can see in the following examples.

showBoardNr	File: showAll				
<pre> \setdefaults{compmid=\boardtext} \northhand{AJ}{K}{-}{-} \southhand{32}{-}{A}{-} \easthand{}{}{}{} \westhand{KQ}{A}{-}{-} \boardnr{18} \leftupper{\dealertext}{}\{\vulnertext} \showAll                     </pre>	<p>Dealer: <u>E</u>      ♠ A J                                        ♡ K</p> <p>Vulnerable: N-S    ♦ -                                               ♣ -</p> <p>♠ K Q      ♠ 3 2                      ♡ A        ♡ -                      ♦ -         ♦ A                      ♣ -         ♣ -</p> <div style="text-align: center; border: 1px solid black; padding: 5px; width: fit-content; margin: 10px auto;"> <table style="border-collapse: collapse; font-size: small;"> <tr><td style="padding: 2px;">N</td><td style="padding: 2px;">E</td></tr> <tr><td style="padding: 2px;">W18</td><td style="padding: 2px;">S</td></tr> </table> </div>	N	E	W18	S
N	E				
W18	S				

This example shows how to add several conditions, such as declarer, lead etc. to a diagram. `\boardtext` just prints the plain board number and was called in `\setdefault{compmid=\boardtext}` (rather than using the hard-coded number) to set it in the middle of the compass. In `\leftupper` we use `\boardtext*` to print the boardnumber behind an additional text.

You will have noticed that the right upper text does not fit well in the diagram: it collides with the **North** hand...

Board Number	File: showAll				
<pre> \boardnr{19} \northhand{AK43}{AQJ83}{AJ98}{-} \southhand{87}{T5}{QT5}{K98654} \easthand{JT6}{764}{K43}{JT32} \westhand{Q952}{K92}{762}{AQ7} \leftupper{\boardtext*}%   {\dealertext}{\vulnertext} \rightupper{\contract: 3\,NT}{\declarer   \south}{} \rightlower{\lead: \Di 7}{}{} \showAll*                     </pre>	<p>Board: 19      ♠ A K 4 3 Contract: 3 NT                      Dealer: <u>S</u>      ♡ A Q J 8 Declarer South                      Vulnerable: E-W    ♦ A J 9 8                                               ♣ -</p> <p>♠ Q 9 5 2      ♠ J 10 6                      ♡ K 9 2        ♡ 7 6 4                      ♦ 7 6 2        ♦ K 4 3                      ♣ A Q 7        ♣ J 10 3 2</p> <p>♠ 8 7      Lead: ♦ 7                      ♡ 10 5                      ♦ Q 10 5                      ♣ K 9 8 6 5 4</p> <div style="text-align: center; border: 1px solid black; padding: 5px; width: fit-content; margin: 10px auto;"> <table style="border-collapse: collapse; font-size: small;"> <tr><td style="padding: 2px;">N</td><td style="padding: 2px;">E</td></tr> <tr><td style="padding: 2px;">W19</td><td style="padding: 2px;">S</td></tr> </table> </div>	N	E	W19	S
N	E				
W19	S				



...so we add some (here 2ex) offset, to shift the text a bit to the right. One can shift the upper/lower and left/right texts independently. A positive offset shifts away from the compass, a negative offset would shift the text towards the compass.

Board Number	File: showAll			
<pre> \boardnr{20} \northhand{AK43}{AQJ83}{AJ98}{-} \southhand{87}{T5}{QT5}{K98654} \easthand{JT6}{764}{K43}{JT32} \westhand{Q952}{K92}{762}{AQ7} \leftupper{\boardtext*}%   {\dealertext}{\vulnerertext} \rightupper[2ex]{\contract:   3\,\NT}{\declarer \south}{-} \rightlower{\lead: \Di 7}{-} \showAll*                     </pre>	<div style="display: flex; justify-content: space-between;"> <div> <p>Board: 20 Dealer: W Vulnerable: All</p> </div> <div style="text-align: center;"> <p>♠ AK43 ♥ AQJ83 ♦ AJ98 ♣ -</p> </div> <div style="text-align: right;"> <p>Contract: 3 NT Declarer South</p> </div> </div> <div style="display: flex; justify-content: space-between; margin-top: 10px;"> <div style="width: 45%;"> <p>♠ Q952 ♥ K92 ♦ 762 ♣ AQ7</p> </div> <div style="width: 10%; text-align: center;"> <table border="1" style="margin: auto; border-collapse: collapse;"> <tr><td style="padding: 2px;">N</td></tr> <tr><td style="padding: 2px;">W<sup>20</sup> E</td></tr> <tr><td style="padding: 2px;">S</td></tr> </table> </div> <div style="width: 45%;"> <p>♠ J106 ♥ 764 ♦ K43 ♣ J1032</p> </div> </div> <div style="margin-top: 10px;"> <p>♠ 87 ♥ 105 ♦ Q105 ♣ K98654</p> <p style="text-align: right;">Lead: ♦7</p> </div>	N	W <sup>20</sup> E	S
N				
W <sup>20</sup> E				
S				

Please note that the board number in the middle of the compass has been updated each time that we called `\boardnr`. More important however, is to see that the very long suit of the **North** hand collides massively with the right upper condition text. Shifting the text wouldn't help here.

Very long suits 1	File: showAll			
<pre> \boardnr{21} \northhand{AKQJT98765432}{-}{-}{-} \southhand{-}{2}{2}{AKQJT987654} \easthand{-}{876543}{876543}{3} \westhand{-}{AKQJT9}{AKQJT9}{2} \showAll                     </pre>	<div style="display: flex; justify-content: space-between;"> <div> <p>Board: 21 Dealer: N Vulnerable: N-S</p> </div> <div style="text-align: center;"> <p>♠ AKQJ1098765432 ♥ - ♦ - ♣ -</p> </div> <div style="text-align: right;"> <p>Contract: 3 NT Declarer South</p> </div> </div> <div style="display: flex; justify-content: space-between; margin-top: 10px;"> <div style="width: 45%;"> <p>♠ - ♥ AKQJ109 ♦ AKQJ109 ♣ 2</p> </div> <div style="width: 10%; text-align: center;"> <table border="1" style="margin: auto; border-collapse: collapse;"> <tr><td style="padding: 2px;">N</td></tr> <tr><td style="padding: 2px;">W<sup>21</sup> E</td></tr> <tr><td style="padding: 2px;">S</td></tr> </table> </div> <div style="width: 45%;"> <p>♠ - ♥ 876543 ♦ 876543 ♣ 3</p> </div> </div> <div style="margin-top: 10px;"> <p>♠ - ♥ 2 ♦ 2 ♣ AKQJ10987654</p> <p style="text-align: right;">Lead: ♦7</p> </div>	N	W <sup>21</sup> E	S
N				
W <sup>21</sup> E				
S				

A simple way to 'correct' this is by lowering the text: leave the first line of the right-upper text empty.

Correction by lowering the text	File: <a href="#">showAll</a>																																							
<pre> \rightupper{\contract: 3\,\NT}{\declarer   \south} \northhand{AKQJT98765432}{-}{-}{-} \southhand{-}{2}{2}{AKQJT987654} \easthand{-}{876543}{876543}{3} \westhand{-}{AKQJT9}{AKQJT9}{2} \showAll                     </pre>	<table style="width: 100%; border: none;"> <tr> <td style="width: 30%;">Board: 21</td> <td style="width: 30%;">♠ A K Q J 10 9 8 7 6 5 4 3 2</td> <td style="width: 30%;"></td> </tr> <tr> <td>Dealer: N</td> <td>♥ —</td> <td>Contract: 3 NT</td> </tr> <tr> <td>Vulnerable: N-S</td> <td>♦ —</td> <td>Declarer South</td> </tr> <tr> <td></td> <td>♣ —</td> <td></td> </tr> <tr> <td>♠ —</td> <td></td> <td>♠ —</td> </tr> <tr> <td>♥ A K Q J 10 9</td> <td style="border: 1px solid black; padding: 2px; text-align: center;">N W<sup>21</sup> E S</td> <td>♥ 8 7 6 5 4 3</td> </tr> <tr> <td>♦ A K Q J 10 9</td> <td></td> <td>♦ 8 7 6 5 4 3</td> </tr> <tr> <td>♣ 2</td> <td></td> <td>♣ 3</td> </tr> <tr> <td></td> <td></td> <td>♠ —</td> </tr> <tr> <td></td> <td></td> <td>♥ 2</td> </tr> <tr> <td></td> <td></td> <td>♦ 2</td> </tr> <tr> <td></td> <td></td> <td>♣ A K Q J 10 9 8 7 6 5 4</td> </tr> <tr> <td></td> <td></td> <td style="text-align: right;">Lead: ♦ 7</td> </tr> </table>	Board: 21	♠ A K Q J 10 9 8 7 6 5 4 3 2		Dealer: N	♥ —	Contract: 3 NT	Vulnerable: N-S	♦ —	Declarer South		♣ —		♠ —		♠ —	♥ A K Q J 10 9	N W <sup>21</sup> E S	♥ 8 7 6 5 4 3	♦ A K Q J 10 9		♦ 8 7 6 5 4 3	♣ 2		♣ 3			♠ —			♥ 2			♦ 2			♣ A K Q J 10 9 8 7 6 5 4			Lead: ♦ 7
Board: 21	♠ A K Q J 10 9 8 7 6 5 4 3 2																																							
Dealer: N	♥ —	Contract: 3 NT																																						
Vulnerable: N-S	♦ —	Declarer South																																						
	♣ —																																							
♠ —		♠ —																																						
♥ A K Q J 10 9	N W <sup>21</sup> E S	♥ 8 7 6 5 4 3																																						
♦ A K Q J 10 9		♦ 8 7 6 5 4 3																																						
♣ 2		♣ 3																																						
		♠ —																																						
		♥ 2																																						
		♦ 2																																						
		♣ A K Q J 10 9 8 7 6 5 4																																						
		Lead: ♦ 7																																						

Another problem with (very) long suits, is that the **East-West** hands can seem too close to a **North-South** hand, as can be seen in next example. Of course the hands are not any closer to each other as before, but the long suit in the unfavourable position make it clearly look so.

Very long suits 2	File: <a href="#">showAll</a>																																							
<pre> \rightupper{\contract: 3\,\NT}{\declarer   \south}{-} \northhand{-}{2}{2}{AKQJT987654} \southhand{AKQJT98765432}{-}{-}{-} \easthand{-}{876543}{876543}{3} \westhand{-}{AKQJT9}{AKQJT9}{2} \rightlower{\lead: \Di 7}{-} \showAll                     </pre>	<table style="width: 100%; border: none;"> <tr> <td style="width: 30%;">Board: 21</td> <td style="width: 30%;">♠ —</td> <td style="width: 30%;">Contract: 3 NT</td> </tr> <tr> <td>Dealer: N</td> <td>♥ 2</td> <td>Declarer South</td> </tr> <tr> <td>Vulnerable: N-S</td> <td>♦ 2</td> <td></td> </tr> <tr> <td></td> <td>♣ A K Q J 10 9 8 7 6 5 4</td> <td></td> </tr> <tr> <td>♠ —</td> <td></td> <td>♠ —</td> </tr> <tr> <td>♥ A K Q J 10 9</td> <td style="border: 1px solid black; padding: 2px; text-align: center;">N W<sup>21</sup> E S</td> <td>♥ 8 7 6 5 4 3</td> </tr> <tr> <td>♦ A K Q J 10 9</td> <td></td> <td>♦ 8 7 6 5 4 3</td> </tr> <tr> <td>♣ 2</td> <td></td> <td>♣ 3</td> </tr> <tr> <td></td> <td></td> <td>♠ A K Q J 10 9 8 7 6 5 4 3 2</td> </tr> <tr> <td></td> <td></td> <td>♥ —</td> </tr> <tr> <td></td> <td></td> <td>♦ —</td> </tr> <tr> <td></td> <td></td> <td>♣ —</td> </tr> <tr> <td></td> <td></td> <td style="text-align: right;">Lead: ♦ 7</td> </tr> </table>	Board: 21	♠ —	Contract: 3 NT	Dealer: N	♥ 2	Declarer South	Vulnerable: N-S	♦ 2			♣ A K Q J 10 9 8 7 6 5 4		♠ —		♠ —	♥ A K Q J 10 9	N W <sup>21</sup> E S	♥ 8 7 6 5 4 3	♦ A K Q J 10 9		♦ 8 7 6 5 4 3	♣ 2		♣ 3			♠ A K Q J 10 9 8 7 6 5 4 3 2			♥ —			♦ —			♣ —			Lead: ♦ 7
Board: 21	♠ —	Contract: 3 NT																																						
Dealer: N	♥ 2	Declarer South																																						
Vulnerable: N-S	♦ 2																																							
	♣ A K Q J 10 9 8 7 6 5 4																																							
♠ —		♠ —																																						
♥ A K Q J 10 9	N W <sup>21</sup> E S	♥ 8 7 6 5 4 3																																						
♦ A K Q J 10 9		♦ 8 7 6 5 4 3																																						
♣ 2		♣ 3																																						
		♠ A K Q J 10 9 8 7 6 5 4 3 2																																						
		♥ —																																						
		♦ —																																						
		♣ —																																						
		Lead: ♦ 7																																						

The solution is to add some offset. In a previous example we already showed how to use an offset with an annotation. Here we add an offset to the appropriate *hand*. This is done with the optional parameter in the **North** and the **South** hand. The **North** hand shifts upwards, the **South** hand downwards. As a little demonstration, we also shifted the **East** hand a bit to the right and the **West** hand a bit to the left. Negative offset values reverse the shift direction.

Very long suits 3 with extra offset	File: <a href="#">showAll</a>																																							
<pre> \northhand[1em]{-}{2}{2}%   {AKQJT987654} \southhand[1em]{AKQJT98765432}%   {-}{-}{-} \easthand[1em]{-}{876543}%   {876543}{3} \westhand[1em]{-}{AKQJT9}%   {AKQJT9}{2} \showAll                     </pre>	<table style="width: 100%; border: none;"> <tr> <td style="width: 30%;">Board: 21</td> <td style="width: 30%;">♠ —</td> <td style="width: 30%;">Contract: 3 NT</td> </tr> <tr> <td>Dealer: N</td> <td>♥ 2</td> <td>Declarer South</td> </tr> <tr> <td>Vulnerable: N-S</td> <td>♦ 2</td> <td></td> </tr> <tr> <td></td> <td>♣ A K Q J 10 9 8 7 6 5 4</td> <td></td> </tr> <tr> <td>♠ —</td> <td></td> <td>♠ —</td> </tr> <tr> <td>♥ A K Q J 10 9</td> <td style="border: 1px solid black; padding: 2px; text-align: center;">N W<sup>21</sup> E S</td> <td>♥ 8 7 6 5 4 3</td> </tr> <tr> <td>♦ A K Q J 10 9</td> <td></td> <td>♦ 8 7 6 5 4 3</td> </tr> <tr> <td>♣ 2</td> <td></td> <td>♣ 3</td> </tr> <tr> <td></td> <td></td> <td>♠ A K Q J 10 9 8 7 6 5 4 3 2</td> </tr> <tr> <td></td> <td></td> <td>♥ —</td> </tr> <tr> <td></td> <td></td> <td>♦ —</td> </tr> <tr> <td></td> <td></td> <td>♣ —</td> </tr> <tr> <td></td> <td></td> <td style="text-align: right;">Lead: ♦ 7</td> </tr> </table>	Board: 21	♠ —	Contract: 3 NT	Dealer: N	♥ 2	Declarer South	Vulnerable: N-S	♦ 2			♣ A K Q J 10 9 8 7 6 5 4		♠ —		♠ —	♥ A K Q J 10 9	N W <sup>21</sup> E S	♥ 8 7 6 5 4 3	♦ A K Q J 10 9		♦ 8 7 6 5 4 3	♣ 2		♣ 3			♠ A K Q J 10 9 8 7 6 5 4 3 2			♥ —			♦ —			♣ —			Lead: ♦ 7
Board: 21	♠ —	Contract: 3 NT																																						
Dealer: N	♥ 2	Declarer South																																						
Vulnerable: N-S	♦ 2																																							
	♣ A K Q J 10 9 8 7 6 5 4																																							
♠ —		♠ —																																						
♥ A K Q J 10 9	N W <sup>21</sup> E S	♥ 8 7 6 5 4 3																																						
♦ A K Q J 10 9		♦ 8 7 6 5 4 3																																						
♣ 2		♣ 3																																						
		♠ A K Q J 10 9 8 7 6 5 4 3 2																																						
		♥ —																																						
		♦ —																																						
		♣ —																																						
		Lead: ♦ 7																																						

## 7 Select-Hands

Both the `\showNS` and `\showEW` have an extra optional parameter that controls which of the two hands will be printed and suppresses the other hand.

Select only one hand	File: Select-Hands
<pre> \northhand{AK43}{AQJ83}{AJ98}{-} \southhand{87}{T5}{QT5}{K98654} \easthand{JT6}{764}{K43}{JT32} \westhand{Q952}{K92}{762}{AQ7} A \showNS(N) \quad B \showNS(S)  C \showEW(E) \quad D \showEW(W)                     </pre>	<div style="display: flex; justify-content: space-around;"> <div style="text-align: left;"> <p>A</p> <p>♠ AK43 ♥ AQJ83 ♦ AJ98 ♣ -</p> <div style="border: 1px solid black; padding: 2px; display: inline-block; text-align: center;">             N W E S         </div> </div> <div style="text-align: left;"> <p>B</p> <p>♠ 87 ♥ 105 ♦ Q105 ♣ K98654</p> </div> </div> <div style="display: flex; justify-content: space-around; margin-top: 20px;"> <div style="text-align: left;"> <p>C</p> <p>♠ J106 ♥ 764 ♦ K43 ♣ J1032</p> <div style="border: 1px solid black; padding: 2px; display: inline-block; text-align: center;">             N W E S         </div> </div> <div style="text-align: left;"> <p>D</p> <p>♠ Q952 ♥ K92 ♦ 762 ♣ AQ7</p> <div style="border: 1px solid black; padding: 2px; display: inline-block; text-align: center;">             N W E S         </div> </div> </div>

The same, but here the compass is suppressed, showing only the selected hand

Only hand, compass suppressed	File: Select-Hands
<pre> \setdefaults{compshow=off} \northhand{AK43}{AQJ83}{AJ98}{-} \southhand{87}{T5}{QT5}{K98654} \easthand{JT6}{764}{K43}{JT32} \westhand{Q952}{K92}{762}{AQ7} A \showNS(N) \quad B \showNS(S)  C \showEW(E) \quad D \showEW(W)                     </pre>	<div style="display: flex; justify-content: space-around;"> <div style="text-align: left;"> <p>A</p> <p>♠ AK43 ♥ AQJ83 ♦ AJ98 ♣ -</p> </div> <div style="text-align: left;"> <p>B</p> <p>♠ 87 ♥ 105 ♦ Q105 ♣ K98654</p> </div> </div> <div style="display: flex; justify-content: space-around; margin-top: 20px;"> <div style="text-align: left;"> <p>C</p> <p>♠ J106 ♥ 764 ♦ K43 ♣ J1032</p> </div> <div style="text-align: left;"> <p>D</p> <p>♠ Q952 ♥ K92 ♦ 762 ♣ AQ7</p> </div> </div>

Only N-hands	File: Select-Hands								
<pre> \newgame \setdefaults{compshow=on} \northhand{AK43}{AQJ83}{AJ98}{-} \showNS(N) \northhand{87}{T5}{QT5}{K98654}   \showNS(N) \quad \northhand{JT6}{764}{K43}{JT32} \showNS(N) \northhand{Q952}{K92}{762}{AQ7} \showNS(N)                     </pre>	<table style="width: 100%; border-collapse: collapse;"> <tr> <td style="text-align: left; width: 25%;"> <p>♠ AK43 ♥ AQJ83 ♦ AJ98 ♣ -</p> </td> <td style="text-align: left; width: 25%;"> <p>♠ 87 ♥ 105 ♦ Q105 ♣ K98654</p> </td> <td style="text-align: left; width: 25%;"> <p>♠ J106 ♥ 764 ♦ K43 ♣ J1032</p> </td> <td style="text-align: left; width: 25%;"> <p>♠ Q952 ♥ K92 ♦ 762 ♣ AQ7</p> </td> </tr> <tr> <td style="text-align: center;"> <div style="border: 1px solid black; padding: 2px; display: inline-block; text-align: center;">             N W E S         </div> </td> <td style="text-align: center;"> <div style="border: 1px solid black; padding: 2px; display: inline-block; text-align: center;">             N W E S         </div> </td> <td style="text-align: center;"> <div style="border: 1px solid black; padding: 2px; display: inline-block; text-align: center;">             N W E S         </div> </td> <td style="text-align: center;"> <div style="border: 1px solid black; padding: 2px; display: inline-block; text-align: center;">             N W E S         </div> </td> </tr> </table>	<p>♠ AK43 ♥ AQJ83 ♦ AJ98 ♣ -</p>	<p>♠ 87 ♥ 105 ♦ Q105 ♣ K98654</p>	<p>♠ J106 ♥ 764 ♦ K43 ♣ J1032</p>	<p>♠ Q952 ♥ K92 ♦ 762 ♣ AQ7</p>	<div style="border: 1px solid black; padding: 2px; display: inline-block; text-align: center;">             N W E S         </div>	<div style="border: 1px solid black; padding: 2px; display: inline-block; text-align: center;">             N W E S         </div>	<div style="border: 1px solid black; padding: 2px; display: inline-block; text-align: center;">             N W E S         </div>	<div style="border: 1px solid black; padding: 2px; display: inline-block; text-align: center;">             N W E S         </div>
<p>♠ AK43 ♥ AQJ83 ♦ AJ98 ♣ -</p>	<p>♠ 87 ♥ 105 ♦ Q105 ♣ K98654</p>	<p>♠ J106 ♥ 764 ♦ K43 ♣ J1032</p>	<p>♠ Q952 ♥ K92 ♦ 762 ♣ AQ7</p>						
<div style="border: 1px solid black; padding: 2px; display: inline-block; text-align: center;">             N W E S         </div>	<div style="border: 1px solid black; padding: 2px; display: inline-block; text-align: center;">             N W E S         </div>	<div style="border: 1px solid black; padding: 2px; display: inline-block; text-align: center;">             N W E S         </div>	<div style="border: 1px solid black; padding: 2px; display: inline-block; text-align: center;">             N W E S         </div>						

Only N-hands, compass suppressed	File: Select-Hands				
<pre> \newgame \setdefaults{compshow=off} \northhand{AK43}{AQJ83}{AJ98}{-} \showNS(N) \northhand{87}{T5}{QT5}{K98654}   \showNS(N) \quad \northhand{JT6}{764}{K43}{JT32} \showNS(N) \northhand{Q952}{K92}{762}{AQ7} \showNS(N)                     </pre>	<table style="width: 100%; border-collapse: collapse;"> <tr> <td style="text-align: left; width: 25%;"> <p>♠ AK43 ♥ AQJ83 ♦ AJ98 ♣ -</p> </td> <td style="text-align: left; width: 25%;"> <p>♠ 87 ♥ 105 ♦ Q105 ♣ K98654</p> </td> <td style="text-align: left; width: 25%;"> <p>♠ J106 ♥ 764 ♦ K43 ♣ J1032</p> </td> <td style="text-align: left; width: 25%;"> <p>♠ Q952 ♥ K92 ♦ 762 ♣ AQ7</p> </td> </tr> </table>	<p>♠ AK43 ♥ AQJ83 ♦ AJ98 ♣ -</p>	<p>♠ 87 ♥ 105 ♦ Q105 ♣ K98654</p>	<p>♠ J106 ♥ 764 ♦ K43 ♣ J1032</p>	<p>♠ Q952 ♥ K92 ♦ 762 ♣ AQ7</p>
<p>♠ AK43 ♥ AQJ83 ♦ AJ98 ♣ -</p>	<p>♠ 87 ♥ 105 ♦ Q105 ♣ K98654</p>	<p>♠ J106 ♥ 764 ♦ K43 ♣ J1032</p>	<p>♠ Q952 ♥ K92 ♦ 762 ♣ AQ7</p>		

## 8 Bidding

The first diagram reflects the default: the first column is for **West**, full names are shown, the alignment is **c** and the long form is used: The lowercase **p** yields **Pass** and an uppercase **P** yields **All pass**. **X** yields **Double** and **R** yields **ReDouble**. One can use 'mixed-mode' for the entries in the table: both the abbreviation **C** or the command `\Cl` for clubs are possible. **ONEDown** takes care of the spacing between the rank and the nomination, so you do not have to fiddle around with `\thinspace`, `\`, or the like.

In the second diagram we use the short form of the non-bid calls, by calling `\setdefaults{bidlong=off}`. The alignment is **t** and we have put **North** in the first column. Please observe that the change to `bidfirst=N` is made local by the surrounding `{...}`

In the third diagram we also use the short form for the table header by calling the bidding table with the token **!**. The alignment is **b**.

In the first example we also added an `\alert` and an `\announce`, just to show their layout.

bidding, alignment and long/short forms	File: Bidding																																																																								
<pre> %\gamefont{\smaller\smaller} A \begin{bidding}% default= [c] 1\Cl\announce &amp; 1D &amp; 1H &amp; 1S\alert \\\ 1N          &amp; X &amp; p &amp; p \\\ R          &amp; P &amp; \\\ \end{bidding} B \\[2\baselineskip] A { \setdefaults{bidlong=off,bidfirst=N} \begin{bidding}[t] 1C &amp; 1D &amp; 1H &amp; 1S \\\ 1N &amp; X &amp; p &amp; p \\\ R &amp; P &amp; \\\ \end{bidding} }B \\[2\baselineskip] A %\setdefaults{bidlong=off} \begin{bidding}![b] 1C &amp; 1D &amp; 1H &amp; 1S \\\ 1N &amp; X &amp; p &amp; p \\\ R &amp; p &amp; p &amp; p \\\ \end{bidding} B                     </pre>	<table style="margin-bottom: 20px;"> <tr> <td></td> <td style="text-align: center;">West</td> <td style="text-align: center;">North</td> <td style="text-align: center;">East</td> <td style="text-align: center;">South</td> <td></td> </tr> <tr> <td style="text-align: right;">A</td> <td style="text-align: center;">1♣<sup>A</sup></td> <td style="text-align: center;">1♦</td> <td style="text-align: center;">1♥</td> <td style="text-align: center;">1♠*</td> <td style="text-align: left;">B</td> </tr> <tr> <td></td> <td style="text-align: center;">1NT</td> <td style="text-align: center;">Double</td> <td style="text-align: center;">Pass</td> <td style="text-align: center;">Pass</td> <td></td> </tr> <tr> <td></td> <td style="text-align: center;">ReDouble</td> <td style="text-align: center;">All pass</td> <td></td> <td></td> <td></td> </tr> </table> <table style="margin-bottom: 20px;"> <tr> <td style="text-align: right;">A</td> <td style="text-align: center;">North</td> <td style="text-align: center;">East</td> <td style="text-align: center;">South</td> <td style="text-align: center;">West</td> <td style="text-align: left;">B</td> </tr> <tr> <td></td> <td style="text-align: center;">1♣</td> <td style="text-align: center;">1♦</td> <td style="text-align: center;">1♥</td> <td style="text-align: center;">1♠</td> <td></td> </tr> <tr> <td></td> <td style="text-align: center;">1NT</td> <td style="text-align: center;">X</td> <td style="text-align: center;">p</td> <td style="text-align: center;">p</td> <td></td> </tr> <tr> <td></td> <td style="text-align: center;">XX</td> <td style="text-align: center;">AP</td> <td></td> <td></td> <td></td> </tr> </table> <table> <tr> <td></td> <td style="text-align: center;">W</td> <td style="text-align: center;">N</td> <td style="text-align: center;">E</td> <td style="text-align: center;">S</td> <td></td> </tr> <tr> <td></td> <td style="text-align: center;">1♣</td> <td style="text-align: center;">1♦</td> <td style="text-align: center;">1♥</td> <td style="text-align: center;">1♠</td> <td></td> </tr> <tr> <td></td> <td style="text-align: center;">1NT</td> <td style="text-align: center;">Double</td> <td style="text-align: center;">Pass</td> <td style="text-align: center;">Pass</td> <td></td> </tr> <tr> <td style="text-align: right;">A</td> <td style="text-align: center;">ReDouble</td> <td style="text-align: center;">Pass</td> <td style="text-align: center;">Pass</td> <td style="text-align: center;">Pass</td> <td style="text-align: left;">B</td> </tr> </table>		West	North	East	South		A	1♣ <sup>A</sup>	1♦	1♥	1♠*	B		1NT	Double	Pass	Pass			ReDouble	All pass				A	North	East	South	West	B		1♣	1♦	1♥	1♠			1NT	X	p	p			XX	AP					W	N	E	S			1♣	1♦	1♥	1♠			1NT	Double	Pass	Pass		A	ReDouble	Pass	Pass	Pass	B
	West	North	East	South																																																																					
A	1♣ <sup>A</sup>	1♦	1♥	1♠*	B																																																																				
	1NT	Double	Pass	Pass																																																																					
	ReDouble	All pass																																																																							
A	North	East	South	West	B																																																																				
	1♣	1♦	1♥	1♠																																																																					
	1NT	X	p	p																																																																					
	XX	AP																																																																							
	W	N	E	S																																																																					
	1♣	1♦	1♥	1♠																																																																					
	1NT	Double	Pass	Pass																																																																					
A	ReDouble	Pass	Pass	Pass	B																																																																				

We now show bidding diagrams with the real names of the players. In every of the four diagrams we have a different first column. Please observe that the association of the individuals with the **North, East** etc. direction is preserved.

bidding, names and first column	File: Bidding																																																																																
<pre> \namesNS{Jan}{Joris} \namesEW{Piet}{Corneel} \setdefaults{bidfirst=N} \begin{bidding} 1S &amp; p &amp; 3C &amp; p\\ 3D &amp; p &amp; 3H &amp; p\\ 3S &amp; p &amp; p &amp; p\\ \end{bidding} \par\hrulefill\par \setdefaults{bidfirst=E} \begin{bidding} 1S &amp; p &amp; 3C &amp; p\\ 3D &amp; p &amp; 3H &amp; p\\ 3S &amp; p &amp; p &amp; p\\ \end{bidding} \par\hrulefill\par \setdefaults{bidfirst=S} \begin{bidding} 1S &amp; p &amp; 3C &amp; p\\ 3D &amp; p &amp; 3H &amp; p\\ 3S &amp; p &amp; p &amp; p\\ \end{bidding} \par\hrulefill\par \setdefaults{bidfirst=W} \begin{bidding} 1S &amp; p &amp; 3C &amp; p\\ 3D &amp; p &amp; 3H &amp; p\\ 3S &amp; p &amp; p &amp; p\\ \end{bidding} </pre>	<table style="width: 100%; border-collapse: collapse;"> <tr> <td style="text-align: center;">North</td> <td style="text-align: center;">East</td> <td style="text-align: center;">South</td> <td style="text-align: center;">West</td> </tr> <tr> <td style="text-align: center;"><i>Jan</i></td> <td style="text-align: center;"><i>Piet</i></td> <td style="text-align: center;"><i>Joris</i></td> <td style="text-align: center;"><i>Corneel</i></td> </tr> <tr> <td style="text-align: center;">1♠</td> <td style="text-align: center;">Pass</td> <td style="text-align: center;">3♣</td> <td style="text-align: center;">Pass</td> </tr> <tr> <td style="text-align: center;">3♦</td> <td style="text-align: center;">Pass</td> <td style="text-align: center;">3♥</td> <td style="text-align: center;">Pass</td> </tr> <tr> <td style="text-align: center;">3♠</td> <td style="text-align: center;">Pass</td> <td style="text-align: center;">Pass</td> <td style="text-align: center;">Pass</td> </tr> </table> <hr/> <table style="width: 100%; border-collapse: collapse;"> <tr> <td style="text-align: center;">East</td> <td style="text-align: center;">South</td> <td style="text-align: center;">West</td> <td style="text-align: center;">North</td> </tr> <tr> <td style="text-align: center;"><i>Piet</i></td> <td style="text-align: center;"><i>Joris</i></td> <td style="text-align: center;"><i>Corneel</i></td> <td style="text-align: center;"><i>Jan</i></td> </tr> <tr> <td style="text-align: center;">1♠</td> <td style="text-align: center;">Pass</td> <td style="text-align: center;">3♣</td> <td style="text-align: center;">Pass</td> </tr> <tr> <td style="text-align: center;">3♦</td> <td style="text-align: center;">Pass</td> <td style="text-align: center;">3♥</td> <td style="text-align: center;">Pass</td> </tr> <tr> <td style="text-align: center;">3♠</td> <td style="text-align: center;">Pass</td> <td style="text-align: center;">Pass</td> <td style="text-align: center;">Pass</td> </tr> </table> <hr/> <table style="width: 100%; border-collapse: collapse;"> <tr> <td style="text-align: center;">South</td> <td style="text-align: center;">West</td> <td style="text-align: center;">North</td> <td style="text-align: center;">East</td> </tr> <tr> <td style="text-align: center;"><i>Joris</i></td> <td style="text-align: center;"><i>Corneel</i></td> <td style="text-align: center;"><i>Jan</i></td> <td style="text-align: center;"><i>Piet</i></td> </tr> <tr> <td style="text-align: center;">1♠</td> <td style="text-align: center;">Pass</td> <td style="text-align: center;">3♣</td> <td style="text-align: center;">Pass</td> </tr> <tr> <td style="text-align: center;">3♦</td> <td style="text-align: center;">Pass</td> <td style="text-align: center;">3♥</td> <td style="text-align: center;">Pass</td> </tr> <tr> <td style="text-align: center;">3♠</td> <td style="text-align: center;">Pass</td> <td style="text-align: center;">Pass</td> <td style="text-align: center;">Pass</td> </tr> </table> <hr/> <table style="width: 100%; border-collapse: collapse;"> <tr> <td style="text-align: center;">West</td> <td style="text-align: center;">North</td> <td style="text-align: center;">East</td> <td style="text-align: center;">South</td> </tr> <tr> <td style="text-align: center;"><i>Corneel</i></td> <td style="text-align: center;"><i>Jan</i></td> <td style="text-align: center;"><i>Piet</i></td> <td style="text-align: center;"><i>Joris</i></td> </tr> <tr> <td style="text-align: center;">1♠</td> <td style="text-align: center;">Pass</td> <td style="text-align: center;">3♣</td> <td style="text-align: center;">Pass</td> </tr> <tr> <td style="text-align: center;">3♦</td> <td style="text-align: center;">Pass</td> <td style="text-align: center;">3♥</td> <td style="text-align: center;">Pass</td> </tr> <tr> <td style="text-align: center;">3♠</td> <td style="text-align: center;">Pass</td> <td style="text-align: center;">Pass</td> <td style="text-align: center;">Pass</td> </tr> </table>	North	East	South	West	<i>Jan</i>	<i>Piet</i>	<i>Joris</i>	<i>Corneel</i>	1♠	Pass	3♣	Pass	3♦	Pass	3♥	Pass	3♠	Pass	Pass	Pass	East	South	West	North	<i>Piet</i>	<i>Joris</i>	<i>Corneel</i>	<i>Jan</i>	1♠	Pass	3♣	Pass	3♦	Pass	3♥	Pass	3♠	Pass	Pass	Pass	South	West	North	East	<i>Joris</i>	<i>Corneel</i>	<i>Jan</i>	<i>Piet</i>	1♠	Pass	3♣	Pass	3♦	Pass	3♥	Pass	3♠	Pass	Pass	Pass	West	North	East	South	<i>Corneel</i>	<i>Jan</i>	<i>Piet</i>	<i>Joris</i>	1♠	Pass	3♣	Pass	3♦	Pass	3♥	Pass	3♠	Pass	Pass	Pass
North	East	South	West																																																																														
<i>Jan</i>	<i>Piet</i>	<i>Joris</i>	<i>Corneel</i>																																																																														
1♠	Pass	3♣	Pass																																																																														
3♦	Pass	3♥	Pass																																																																														
3♠	Pass	Pass	Pass																																																																														
East	South	West	North																																																																														
<i>Piet</i>	<i>Joris</i>	<i>Corneel</i>	<i>Jan</i>																																																																														
1♠	Pass	3♣	Pass																																																																														
3♦	Pass	3♥	Pass																																																																														
3♠	Pass	Pass	Pass																																																																														
South	West	North	East																																																																														
<i>Joris</i>	<i>Corneel</i>	<i>Jan</i>	<i>Piet</i>																																																																														
1♠	Pass	3♣	Pass																																																																														
3♦	Pass	3♥	Pass																																																																														
3♠	Pass	Pass	Pass																																																																														
West	North	East	South																																																																														
<i>Corneel</i>	<i>Jan</i>	<i>Piet</i>	<i>Joris</i>																																																																														
1♠	Pass	3♣	Pass																																																																														
3♦	Pass	3♥	Pass																																																																														
3♠	Pass	Pass	Pass																																																																														

Here we show the bidding diagram for only 2 bidders, with 4 different first columns. Observe that also here the real names stay in connection with their directions.

biddingpairs, names and first column	File: Bidding																																														
<pre> \namesNS{Jan}{Piet} \namesEW{Joris}{Corneel} \setdefaults{bidfirst=N} \begin{biddingpair} 1S &amp; 3C \\ 3D &amp; 3H \\ 3S &amp; p \\ \end{biddingpair} \par\hrulefill\par \setdefaults{bidfirst=E} \begin{biddingpair} 1S &amp; 3C \\ 3D &amp; 3H \\ 3S &amp; p \\ \end{biddingpair} \par\hrulefill\par \setdefaults{bidfirst=S} \begin{biddingpair} 1S &amp; 3C \\ 3D &amp; 3H \\ 3S &amp; p \\ \end{biddingpair} \par\hrulefill\par \setdefaults{bidfirst=W} \begin{biddingpair} 1S &amp; 3C \\ 3D &amp; 3H \\ 3S &amp; p \\ \end{biddingpair}                 </pre>	<table style="width: 100%; border-collapse: collapse;"> <tr> <td style="text-align: center;">North</td> <td style="text-align: center;">South</td> </tr> <tr> <td style="text-align: center;"><i>Jan</i></td> <td style="text-align: center;"><i>Piet</i></td> </tr> <tr> <td style="text-align: center;">1♠</td> <td style="text-align: center;">3♣</td> </tr> <tr> <td style="text-align: center;">3♦</td> <td style="text-align: center;">3♥</td> </tr> <tr> <td style="text-align: center;">3♠</td> <td style="text-align: center;">Pass</td> </tr> <tr><td colspan="2" style="border-top: 1px solid black; height: 1px;"></td></tr> <tr> <td style="text-align: center;">East</td> <td style="text-align: center;">West</td> </tr> <tr> <td style="text-align: center;"><i>Joris</i></td> <td style="text-align: center;"><i>Corneel</i></td> </tr> <tr> <td style="text-align: center;">1♠</td> <td style="text-align: center;">3♣</td> </tr> <tr> <td style="text-align: center;">3♦</td> <td style="text-align: center;">3♥</td> </tr> <tr> <td style="text-align: center;">3♠</td> <td style="text-align: center;">Pass</td> </tr> <tr><td colspan="2" style="border-top: 1px solid black; height: 1px;"></td></tr> <tr> <td style="text-align: center;">South</td> <td style="text-align: center;">North</td> </tr> <tr> <td style="text-align: center;"><i>Piet</i></td> <td style="text-align: center;"><i>Jan</i></td> </tr> <tr> <td style="text-align: center;">1♠</td> <td style="text-align: center;">3♣</td> </tr> <tr> <td style="text-align: center;">3♦</td> <td style="text-align: center;">3♥</td> </tr> <tr> <td style="text-align: center;">3♠</td> <td style="text-align: center;">Pass</td> </tr> <tr><td colspan="2" style="border-top: 1px solid black; height: 1px;"></td></tr> <tr> <td style="text-align: center;">West</td> <td style="text-align: center;">East</td> </tr> <tr> <td style="text-align: center;"><i>Corneel</i></td> <td style="text-align: center;"><i>Joris</i></td> </tr> <tr> <td style="text-align: center;">1♠</td> <td style="text-align: center;">3♣</td> </tr> <tr> <td style="text-align: center;">3♦</td> <td style="text-align: center;">3♥</td> </tr> <tr> <td style="text-align: center;">3♠</td> <td style="text-align: center;">Pass</td> </tr> </table>	North	South	<i>Jan</i>	<i>Piet</i>	1♠	3♣	3♦	3♥	3♠	Pass			East	West	<i>Joris</i>	<i>Corneel</i>	1♠	3♣	3♦	3♥	3♠	Pass			South	North	<i>Piet</i>	<i>Jan</i>	1♠	3♣	3♦	3♥	3♠	Pass			West	East	<i>Corneel</i>	<i>Joris</i>	1♠	3♣	3♦	3♥	3♠	Pass
North	South																																														
<i>Jan</i>	<i>Piet</i>																																														
1♠	3♣																																														
3♦	3♥																																														
3♠	Pass																																														
East	West																																														
<i>Joris</i>	<i>Corneel</i>																																														
1♠	3♣																																														
3♦	3♥																																														
3♠	Pass																																														
South	North																																														
<i>Piet</i>	<i>Jan</i>																																														
1♠	3♣																																														
3♦	3♥																																														
3♠	Pass																																														
West	East																																														
<i>Corneel</i>	<i>Joris</i>																																														
1♠	3♣																																														
3♦	3♥																																														
3♠	Pass																																														

The next example shows how one can put a marker to a call with `\markit` and refer to it with by calling `\explainit`. These explanations must appear in the optional argument of the bidding table. You yourself are responsible that the order in which they appear corresponds with the order of the markers. The explanations are typeset like a footnote mechanism below the table and they will never extend beyond the right edge of the table, as you can see in the 2nd diagram. The width in a biddingpair table is even more limited, that's the reason why we use `raggedright` to obtain a result that is typographically acceptable. The last diagram shows that we can get an annotation without the need for `\markit` or `\explainit`.

bidding with (very long) annotation	File: Bidding																																																					
<pre> \begin{bidding}{%   \explainit{Bergen}   \explainit{How strong?}   \explainit{Minimum hand}} 1\Sp      &amp; p &amp; 3C\markit &amp; p\\ 3D\markit &amp; p &amp; 3H\markit &amp; p\\ 3S        &amp; p &amp; p          &amp; p\\ \end{bidding} \par\vspace{2\baselineskip}\noindent \begin{bidding}{%   \explainit{Here we have a very very              long annotation that does              not fit on one line}} 1\Sp      &amp; p &amp; 3C\markit &amp; p\\ \end{bidding} \par\vspace{2\baselineskip}\noindent \begin{biddingpair}{%   \explainit{Here we have a very very              long annotation that does              not fit on one line}} 1S        &amp; 3C\markit \\ \end{biddingpair} \quad \begin{biddingpair}{%   no explain/markit here but still an   annotation} 1S        &amp; 3C \\ \end{biddingpair} </pre>	<table style="width: 100%; border-collapse: collapse;"> <tr> <td style="text-align: center; padding: 5px;"> <table style="width: 100%; border-collapse: collapse;"> <tr> <td style="text-align: center;">West</td> <td style="text-align: center;">North</td> <td style="text-align: center;">East</td> <td style="text-align: center;">South</td> </tr> <tr> <td style="text-align: center;"><i>Corneel</i></td> <td style="text-align: center;"><i>Jan</i></td> <td style="text-align: center;"><i>Joris</i></td> <td style="text-align: center;"><i>Piet</i></td> </tr> <tr> <td style="text-align: center;">1♠</td> <td style="text-align: center;">Pass</td> <td style="text-align: center;">3♣<sup>a</sup></td> <td style="text-align: center;">Pass</td> </tr> <tr> <td style="text-align: center;">3♦<sup>b</sup></td> <td style="text-align: center;">Pass</td> <td style="text-align: center;">3♥<sup>c</sup></td> <td style="text-align: center;">Pass</td> </tr> <tr> <td style="text-align: center;">3♠</td> <td style="text-align: center;">Pass</td> <td style="text-align: center;">Pass</td> <td style="text-align: center;">Pass</td> </tr> </table> </td> <td style="text-align: center; padding: 5px;"> <p><sup>a</sup> Bergen <sup>b</sup> How strong? <sup>c</sup> Minimum hand</p> </td> </tr> <tr> <td style="text-align: center; padding: 5px;"> <table style="width: 100%; border-collapse: collapse;"> <tr> <td style="text-align: center;">West</td> <td style="text-align: center;">North</td> <td style="text-align: center;">East</td> <td style="text-align: center;">South</td> </tr> <tr> <td style="text-align: center;"><i>Corneel</i></td> <td style="text-align: center;"><i>Jan</i></td> <td style="text-align: center;"><i>Joris</i></td> <td style="text-align: center;"><i>Piet</i></td> </tr> <tr> <td style="text-align: center;">1♠</td> <td style="text-align: center;">Pass</td> <td style="text-align: center;">3♣<sup>a</sup></td> <td style="text-align: center;">Pass</td> </tr> </table> </td> <td style="text-align: center; padding: 5px;"> <p><sup>a</sup> Here we have a very very long annotation that does not fit on one line</p> </td> </tr> <tr> <td style="text-align: center; padding: 5px;"> <table style="width: 100%; border-collapse: collapse;"> <tr> <td style="text-align: center;">West</td> <td style="text-align: center;">East</td> <td style="width: 20px;"></td> <td style="text-align: center;">West</td> <td style="text-align: center;">East</td> </tr> <tr> <td style="text-align: center;"><i>Corneel</i></td> <td style="text-align: center;"><i>Joris</i></td> <td></td> <td style="text-align: center;"><i>Corneel</i></td> <td style="text-align: center;"><i>Joris</i></td> </tr> <tr> <td style="text-align: center;">1♠</td> <td style="text-align: center;">3♣<sup>a</sup></td> <td></td> <td style="text-align: center;">1♠</td> <td style="text-align: center;">3♣</td> </tr> </table> </td> <td style="text-align: center; padding: 5px;"> <p><sup>a</sup> Here we have a very very long annotation that does not fit on one line</p> <p>no explain/markit here but still an annotation</p> </td> </tr> </table>	<table style="width: 100%; border-collapse: collapse;"> <tr> <td style="text-align: center;">West</td> <td style="text-align: center;">North</td> <td style="text-align: center;">East</td> <td style="text-align: center;">South</td> </tr> <tr> <td style="text-align: center;"><i>Corneel</i></td> <td style="text-align: center;"><i>Jan</i></td> <td style="text-align: center;"><i>Joris</i></td> <td style="text-align: center;"><i>Piet</i></td> </tr> <tr> <td style="text-align: center;">1♠</td> <td style="text-align: center;">Pass</td> <td style="text-align: center;">3♣<sup>a</sup></td> <td style="text-align: center;">Pass</td> </tr> <tr> <td style="text-align: center;">3♦<sup>b</sup></td> <td style="text-align: center;">Pass</td> <td style="text-align: center;">3♥<sup>c</sup></td> <td style="text-align: center;">Pass</td> </tr> <tr> <td style="text-align: center;">3♠</td> <td style="text-align: center;">Pass</td> <td style="text-align: center;">Pass</td> <td style="text-align: center;">Pass</td> </tr> </table>	West	North	East	South	<i>Corneel</i>	<i>Jan</i>	<i>Joris</i>	<i>Piet</i>	1♠	Pass	3♣ <sup>a</sup>	Pass	3♦ <sup>b</sup>	Pass	3♥ <sup>c</sup>	Pass	3♠	Pass	Pass	Pass	<p><sup>a</sup> Bergen <sup>b</sup> How strong? <sup>c</sup> Minimum hand</p>	<table style="width: 100%; border-collapse: collapse;"> <tr> <td style="text-align: center;">West</td> <td style="text-align: center;">North</td> <td style="text-align: center;">East</td> <td style="text-align: center;">South</td> </tr> <tr> <td style="text-align: center;"><i>Corneel</i></td> <td style="text-align: center;"><i>Jan</i></td> <td style="text-align: center;"><i>Joris</i></td> <td style="text-align: center;"><i>Piet</i></td> </tr> <tr> <td style="text-align: center;">1♠</td> <td style="text-align: center;">Pass</td> <td style="text-align: center;">3♣<sup>a</sup></td> <td style="text-align: center;">Pass</td> </tr> </table>	West	North	East	South	<i>Corneel</i>	<i>Jan</i>	<i>Joris</i>	<i>Piet</i>	1♠	Pass	3♣ <sup>a</sup>	Pass	<p><sup>a</sup> Here we have a very very long annotation that does not fit on one line</p>	<table style="width: 100%; border-collapse: collapse;"> <tr> <td style="text-align: center;">West</td> <td style="text-align: center;">East</td> <td style="width: 20px;"></td> <td style="text-align: center;">West</td> <td style="text-align: center;">East</td> </tr> <tr> <td style="text-align: center;"><i>Corneel</i></td> <td style="text-align: center;"><i>Joris</i></td> <td></td> <td style="text-align: center;"><i>Corneel</i></td> <td style="text-align: center;"><i>Joris</i></td> </tr> <tr> <td style="text-align: center;">1♠</td> <td style="text-align: center;">3♣<sup>a</sup></td> <td></td> <td style="text-align: center;">1♠</td> <td style="text-align: center;">3♣</td> </tr> </table>	West	East		West	East	<i>Corneel</i>	<i>Joris</i>		<i>Corneel</i>	<i>Joris</i>	1♠	3♣ <sup>a</sup>		1♠	3♣	<p><sup>a</sup> Here we have a very very long annotation that does not fit on one line</p> <p>no explain/markit here but still an annotation</p>
<table style="width: 100%; border-collapse: collapse;"> <tr> <td style="text-align: center;">West</td> <td style="text-align: center;">North</td> <td style="text-align: center;">East</td> <td style="text-align: center;">South</td> </tr> <tr> <td style="text-align: center;"><i>Corneel</i></td> <td style="text-align: center;"><i>Jan</i></td> <td style="text-align: center;"><i>Joris</i></td> <td style="text-align: center;"><i>Piet</i></td> </tr> <tr> <td style="text-align: center;">1♠</td> <td style="text-align: center;">Pass</td> <td style="text-align: center;">3♣<sup>a</sup></td> <td style="text-align: center;">Pass</td> </tr> <tr> <td style="text-align: center;">3♦<sup>b</sup></td> <td style="text-align: center;">Pass</td> <td style="text-align: center;">3♥<sup>c</sup></td> <td style="text-align: center;">Pass</td> </tr> <tr> <td style="text-align: center;">3♠</td> <td style="text-align: center;">Pass</td> <td style="text-align: center;">Pass</td> <td style="text-align: center;">Pass</td> </tr> </table>	West	North	East	South	<i>Corneel</i>	<i>Jan</i>	<i>Joris</i>	<i>Piet</i>	1♠	Pass	3♣ <sup>a</sup>	Pass	3♦ <sup>b</sup>	Pass	3♥ <sup>c</sup>	Pass	3♠	Pass	Pass	Pass	<p><sup>a</sup> Bergen <sup>b</sup> How strong? <sup>c</sup> Minimum hand</p>																																	
West	North	East	South																																																			
<i>Corneel</i>	<i>Jan</i>	<i>Joris</i>	<i>Piet</i>																																																			
1♠	Pass	3♣ <sup>a</sup>	Pass																																																			
3♦ <sup>b</sup>	Pass	3♥ <sup>c</sup>	Pass																																																			
3♠	Pass	Pass	Pass																																																			
<table style="width: 100%; border-collapse: collapse;"> <tr> <td style="text-align: center;">West</td> <td style="text-align: center;">North</td> <td style="text-align: center;">East</td> <td style="text-align: center;">South</td> </tr> <tr> <td style="text-align: center;"><i>Corneel</i></td> <td style="text-align: center;"><i>Jan</i></td> <td style="text-align: center;"><i>Joris</i></td> <td style="text-align: center;"><i>Piet</i></td> </tr> <tr> <td style="text-align: center;">1♠</td> <td style="text-align: center;">Pass</td> <td style="text-align: center;">3♣<sup>a</sup></td> <td style="text-align: center;">Pass</td> </tr> </table>	West	North	East	South	<i>Corneel</i>	<i>Jan</i>	<i>Joris</i>	<i>Piet</i>	1♠	Pass	3♣ <sup>a</sup>	Pass	<p><sup>a</sup> Here we have a very very long annotation that does not fit on one line</p>																																									
West	North	East	South																																																			
<i>Corneel</i>	<i>Jan</i>	<i>Joris</i>	<i>Piet</i>																																																			
1♠	Pass	3♣ <sup>a</sup>	Pass																																																			
<table style="width: 100%; border-collapse: collapse;"> <tr> <td style="text-align: center;">West</td> <td style="text-align: center;">East</td> <td style="width: 20px;"></td> <td style="text-align: center;">West</td> <td style="text-align: center;">East</td> </tr> <tr> <td style="text-align: center;"><i>Corneel</i></td> <td style="text-align: center;"><i>Joris</i></td> <td></td> <td style="text-align: center;"><i>Corneel</i></td> <td style="text-align: center;"><i>Joris</i></td> </tr> <tr> <td style="text-align: center;">1♠</td> <td style="text-align: center;">3♣<sup>a</sup></td> <td></td> <td style="text-align: center;">1♠</td> <td style="text-align: center;">3♣</td> </tr> </table>	West	East		West	East	<i>Corneel</i>	<i>Joris</i>		<i>Corneel</i>	<i>Joris</i>	1♠	3♣ <sup>a</sup>		1♠	3♣	<p><sup>a</sup> Here we have a very very long annotation that does not fit on one line</p> <p>no explain/markit here but still an annotation</p>																																						
West	East		West	East																																																		
<i>Corneel</i>	<i>Joris</i>		<i>Corneel</i>	<i>Joris</i>																																																		
1♠	3♣ <sup>a</sup>		1♠	3♣																																																		

In this examples we'll change some fonts to see what it accomplishes. By default the bidderfont is `\mdseries\sffamily` and the namefont is `\mdseries\slshape`, as you can clearly see in the header of the bidding diagram.

- `\gamefont{... \Large}` enlarges everything, also where other fonts are active, e.g. in the header. (1st diagram)
- `\scalefont` scales all fonts, not only the `\gamefont` controlled stuff. (2nd diagram)
- If you change only the *size* of e.g. the `\namefont`, without giving a font description, you 'lose the font' and the current font will be used instead of `namefont`. In diagrams most of the time this will be the `gamefont`. (3rd diagram)

We also used `\setdefaults{bidline=1}` to separate the header of the bidding table from the bidding sequence with a `\hline`.

Same but with changed font	File: Bidding																																																																								
<pre> \gamefont{\sffamily\bfseries\Large} \setdefaults{bidline=1} \begin{bidding}[c](\explainit{Bergen}) 1S      &amp; p &amp; 3C\markit &amp; p\\ 3D      &amp; p &amp; 3H          &amp; p\\ 3S      &amp; p &amp; p          &amp; p\\ \end{bidding}  \gamefont{\sffamily\bfseries\normalsize} \gamefont{\sffamily\scalefont{2}} \begin{biddingpair}[c]% (\explainit{Bergen}) 1S &amp; 3C\markit \\ 3D &amp; 3H          \\ 3S &amp; p           \\ \end{biddingpair}  \gamefont{\sffamily\bfseries\normalsize} \namefont{\smaller} \begin{bidding}(\explainit{Bergen}) 1S      &amp; p &amp; 3C\markit &amp; p\\ 3D      &amp; p &amp; 3H          &amp; p\\ 3S      &amp; p &amp; p          &amp; p\\ \end{bidding} \setdefaults{bidline=off} </pre>	<table style="width: 100%; border-collapse: collapse;"> <tr> <td style="text-align: center;">West</td> <td style="text-align: center;">North</td> <td style="text-align: center;">East</td> <td style="text-align: center;">South</td> </tr> <tr> <td style="text-align: center;"><i>Corneel</i></td> <td style="text-align: center;"><i>Jan</i></td> <td style="text-align: center;"><i>Joris</i></td> <td style="text-align: center;"><i>Piet</i></td> </tr> <tr style="border-top: 1px solid black; border-bottom: 1px solid black;"> <td style="text-align: center;">1♠</td> <td style="text-align: center;">Pass</td> <td style="text-align: center;">3♣<sup>a</sup></td> <td style="text-align: center;">Pass</td> </tr> <tr> <td style="text-align: center;">3♦</td> <td style="text-align: center;">Pass</td> <td style="text-align: center;">3♥</td> <td style="text-align: center;">Pass</td> </tr> <tr style="border-bottom: 1px solid black;"> <td style="text-align: center;">3♠</td> <td style="text-align: center;">Pass</td> <td style="text-align: center;">Pass</td> <td style="text-align: center;">Pass</td> </tr> <tr> <td colspan="4" style="text-align: left; padding-left: 20px;"><sup>a</sup> Bergen</td> </tr> <tr> <td style="text-align: center;">West</td> <td colspan="3" style="text-align: center;">East</td> </tr> <tr> <td style="text-align: center;"><i>Corneel</i></td> <td colspan="3" style="text-align: center;"><i>Joris</i></td> </tr> <tr style="border-top: 1px solid black; border-bottom: 1px solid black;"> <td style="text-align: center;">1♠</td> <td colspan="3" style="text-align: center;">3♣<sup>a</sup></td> </tr> <tr> <td style="text-align: center;">3♦</td> <td colspan="3" style="text-align: center;">3♥</td> </tr> <tr style="border-bottom: 1px solid black;"> <td style="text-align: center;">3♠</td> <td colspan="3" style="text-align: center;">Pass</td> </tr> <tr> <td colspan="4" style="text-align: left; padding-left: 20px;"><sup>a</sup> Bergen</td> </tr> <tr> <td style="text-align: center;">West</td> <td style="text-align: center;">North</td> <td style="text-align: center;">East</td> <td style="text-align: center;">South</td> </tr> <tr> <td style="text-align: center;"><i>Corneel</i></td> <td style="text-align: center;"><i>Jan</i></td> <td style="text-align: center;"><i>Joris</i></td> <td style="text-align: center;"><i>Piet</i></td> </tr> <tr style="border-top: 1px solid black; border-bottom: 1px solid black;"> <td style="text-align: center;">1♠</td> <td style="text-align: center;">Pass</td> <td style="text-align: center;">3♣<sup>a</sup></td> <td style="text-align: center;">Pass</td> </tr> <tr> <td style="text-align: center;">3♦</td> <td style="text-align: center;">Pass</td> <td style="text-align: center;">3♥</td> <td style="text-align: center;">Pass</td> </tr> <tr style="border-bottom: 1px solid black;"> <td style="text-align: center;">3♠</td> <td style="text-align: center;">Pass</td> <td style="text-align: center;">Pass</td> <td style="text-align: center;">Pass</td> </tr> <tr> <td colspan="4" style="text-align: left; padding-left: 20px;"><sup>a</sup> Bergen</td> </tr> </table>	West	North	East	South	<i>Corneel</i>	<i>Jan</i>	<i>Joris</i>	<i>Piet</i>	1♠	Pass	3♣ <sup>a</sup>	Pass	3♦	Pass	3♥	Pass	3♠	Pass	Pass	Pass	<sup>a</sup> Bergen				West	East			<i>Corneel</i>	<i>Joris</i>			1♠	3♣ <sup>a</sup>			3♦	3♥			3♠	Pass			<sup>a</sup> Bergen				West	North	East	South	<i>Corneel</i>	<i>Jan</i>	<i>Joris</i>	<i>Piet</i>	1♠	Pass	3♣ <sup>a</sup>	Pass	3♦	Pass	3♥	Pass	3♠	Pass	Pass	Pass	<sup>a</sup> Bergen			
West	North	East	South																																																																						
<i>Corneel</i>	<i>Jan</i>	<i>Joris</i>	<i>Piet</i>																																																																						
1♠	Pass	3♣ <sup>a</sup>	Pass																																																																						
3♦	Pass	3♥	Pass																																																																						
3♠	Pass	Pass	Pass																																																																						
<sup>a</sup> Bergen																																																																									
West	East																																																																								
<i>Corneel</i>	<i>Joris</i>																																																																								
1♠	3♣ <sup>a</sup>																																																																								
3♦	3♥																																																																								
3♠	Pass																																																																								
<sup>a</sup> Bergen																																																																									
West	North	East	South																																																																						
<i>Corneel</i>	<i>Jan</i>	<i>Joris</i>	<i>Piet</i>																																																																						
1♠	Pass	3♣ <sup>a</sup>	Pass																																																																						
3♦	Pass	3♥	Pass																																																																						
3♠	Pass	Pass	Pass																																																																						
<sup>a</sup> Bergen																																																																									

Normally one uses shorthands in bidding tables. We already showed that one can use macros calls like `\Cl`. If a macro uses tokens, or if a shorthand appears as argument of another macro, one has to be careful. Note that the first entry (`\frame{2H}`) of row 2 does not produce the correct result, but `{\frame{2\He}}` does: We have to enclose these specials in braces (`{...}`) and not use the shorthand notation.

Special effects	File: Bidding																
<pre> \namesNS{}{}\namesEW{}{} \begin{bidding} p      &amp; X          &amp; R &amp; P \\ {\frame{2H}} &amp; {\frame{2\He}} &amp; &amp;  {\textit{R}} &amp; {\textit{\redouble}} \\ {\Pass*!} &amp; {\Redouble*!} &amp; \Allpass\\ \end{bidding} </pre>	<table style="width: 100%; border-collapse: collapse;"> <tr> <td style="text-align: center;">West</td> <td style="text-align: center;">North</td> <td style="text-align: center;">East</td> <td style="text-align: center;">South</td> </tr> <tr> <td style="text-align: center;">Pass</td> <td style="text-align: center;">Double</td> <td style="text-align: center;">ReDouble</td> <td style="text-align: center;">All pass</td> </tr> <tr> <td style="text-align: center;">2H</td> <td style="text-align: center;">2♥</td> <td style="text-align: center;">R</td> <td style="text-align: center;">ReDouble</td> </tr> <tr> <td style="text-align: center;">P</td> <td style="text-align: center;">ReDbl</td> <td colspan="2" style="text-align: center;">all pass</td> </tr> </table>	West	North	East	South	Pass	Double	ReDouble	All pass	2H	2♥	R	ReDouble	P	ReDbl	all pass	
West	North	East	South														
Pass	Double	ReDouble	All pass														
2H	2♥	R	ReDouble														
P	ReDbl	all pass															



## 9 bidAll

Here is a diagram with four hands. We get rid of the past by calling `\newgame`. Then we define our hands and set the first bid column to **South** and we show only one pair of bidders. Because the bidding table does not fit on the same line, it appears below the compass. (In fact it actually would fit on the line. But to illustrate the point we used `\handskip` to widen the diagram a bit). Note that the token `-` in the `bidding` environment suppresses the output of it. Only when calling `\showAll+` (with a `+` token), the saved bidding diagram is printed together with the card diagram.

not fitting on the line	File: bidAll																											
<pre> \newgame \handskip{2em} \northhand{KJ82}{KQ9}{J32}{JT8} \southhand{AQ953}{A85}{Q84}{K6} \easthand{T6}{764}{KT9}{Q5432} \westhand{74}{JT32}{A765}{A97} \setdefaults{bidfirst=S} \begin{biddingpair}- 1S &amp; 4S \\ p &amp; \\ \end{biddingpair} \showAll+                     </pre>	<div style="text-align: center;"> <p>♠ K J 8 2 ♥ K Q 9 ♦ J 3 2 ♣ J 10 8</p> <table style="margin: auto;"> <tr> <td style="text-align: center;">♠ 7 4</td> <td style="text-align: center;"> <table border="1" style="border-collapse: collapse; text-align: center; width: 40px; height: 40px;"> <tr><td></td><td>N</td><td></td></tr> <tr><td>W</td><td></td><td>E</td></tr> <tr><td></td><td>S</td><td></td></tr> </table> </td> <td style="text-align: center;">♠ 10 6</td> </tr> <tr> <td style="text-align: center;">♥ J 10 3 2</td> <td></td> <td style="text-align: center;">♥ 7 6 4</td> </tr> <tr> <td style="text-align: center;">♦ A 7 6 5</td> <td></td> <td style="text-align: center;">♦ K 10 9</td> </tr> <tr> <td style="text-align: center;">♣ A 9 7</td> <td></td> <td style="text-align: center;">♣ Q 5 4 3 2</td> </tr> </table> <p>♠ A Q 9 5 3 ♥ A 8 5 ♦ Q 8 4 ♣ K 6</p> <table style="margin: auto;"> <tr> <td style="text-align: center;">South</td> <td style="text-align: center;">North</td> </tr> <tr> <td style="text-align: center;">1♠</td> <td style="text-align: center;">4♠</td> </tr> <tr> <td style="text-align: center;">Pass</td> <td></td> </tr> </table> </div>	♠ 7 4	<table border="1" style="border-collapse: collapse; text-align: center; width: 40px; height: 40px;"> <tr><td></td><td>N</td><td></td></tr> <tr><td>W</td><td></td><td>E</td></tr> <tr><td></td><td>S</td><td></td></tr> </table>		N		W		E		S		♠ 10 6	♥ J 10 3 2		♥ 7 6 4	♦ A 7 6 5		♦ K 10 9	♣ A 9 7		♣ Q 5 4 3 2	South	North	1♠	4♠	Pass	
♠ 7 4	<table border="1" style="border-collapse: collapse; text-align: center; width: 40px; height: 40px;"> <tr><td></td><td>N</td><td></td></tr> <tr><td>W</td><td></td><td>E</td></tr> <tr><td></td><td>S</td><td></td></tr> </table>		N		W		E		S		♠ 10 6																	
	N																											
W		E																										
	S																											
♥ J 10 3 2		♥ 7 6 4																										
♦ A 7 6 5		♦ K 10 9																										
♣ A 9 7		♣ Q 5 4 3 2																										
South	North																											
1♠	4♠																											
Pass																												

Here the hands and the bidding are the same as previous, but the complete diagram (biddingtable inclusive) is centered and we use the short notation for the players in the bidding table (by using the token `!`). Being shorter now, the bidding table does fit on the same line.

centered and fitting	File: bidAll																													
<pre> \setdefaults{bidfirst=S} \begin{biddingpair}!- 1S &amp; 4S \\ p &amp; \\ \end{biddingpair} \showAll*+                     </pre>	<div style="text-align: center;"> <p>♠ K J 8 2 ♥ K Q 9 ♦ J 3 2 ♣ J 10 8</p> <table style="margin: auto;"> <tr> <td style="text-align: center;">♠ 7 4</td> <td style="text-align: center;"> <table border="1" style="border-collapse: collapse; text-align: center; width: 40px; height: 40px;"> <tr><td></td><td>N</td><td></td></tr> <tr><td>W</td><td></td><td>E</td></tr> <tr><td></td><td>S</td><td></td></tr> </table> </td> <td style="text-align: center;">♠ 10 6</td> <td style="text-align: center;">S</td> <td style="text-align: center;">N</td> </tr> <tr> <td style="text-align: center;">♥ J 10 3 2</td> <td></td> <td style="text-align: center;">♥ 7 6 4</td> <td style="text-align: center;">1♠</td> <td style="text-align: center;">4♠</td> </tr> <tr> <td style="text-align: center;">♦ A 7 6 5</td> <td></td> <td style="text-align: center;">♦ K 10 9</td> <td colspan="2" style="text-align: center;">Pass</td> </tr> <tr> <td style="text-align: center;">♣ A 9 7</td> <td></td> <td style="text-align: center;">♣ Q 5 4 3 2</td> <td colspan="2"></td> </tr> </table> <p>♠ A Q 9 5 3 ♥ A 8 5 ♦ Q 8 4 ♣ K 6</p> </div>	♠ 7 4	<table border="1" style="border-collapse: collapse; text-align: center; width: 40px; height: 40px;"> <tr><td></td><td>N</td><td></td></tr> <tr><td>W</td><td></td><td>E</td></tr> <tr><td></td><td>S</td><td></td></tr> </table>		N		W		E		S		♠ 10 6	S	N	♥ J 10 3 2		♥ 7 6 4	1♠	4♠	♦ A 7 6 5		♦ K 10 9	Pass		♣ A 9 7		♣ Q 5 4 3 2		
♠ 7 4	<table border="1" style="border-collapse: collapse; text-align: center; width: 40px; height: 40px;"> <tr><td></td><td>N</td><td></td></tr> <tr><td>W</td><td></td><td>E</td></tr> <tr><td></td><td>S</td><td></td></tr> </table>		N		W		E		S		♠ 10 6	S	N																	
	N																													
W		E																												
	S																													
♥ J 10 3 2		♥ 7 6 4	1♠	4♠																										
♦ A 7 6 5		♦ K 10 9	Pass																											
♣ A 9 7		♣ Q 5 4 3 2																												

The same deal, but now we show all bidders in the bidding table with the long notation. Again it is to wide to fit on the line.

left aligned	File: bidAll																									
<pre> \begin{bidding}-(\explainit{15-17\HLP}) p &amp; p &amp; P &amp; 1S \\ p &amp; 2C &amp; {\Pass*!} &amp; 2N\markit \\ p &amp; 3N &amp; {\Allpass!} \\ \end{bidding} \showAll+                 </pre>	<div style="text-align: center;"> <p>♠ K J 8 2 ♥ K Q 9 ♦ J 3 2 ♣ J 1 0 8</p> </div> <table style="width: 100%; border-collapse: collapse;"> <tr> <td style="width: 30%; text-align: center;">♠ 7 4 ♥ J 1 0 3 2 ♦ A 7 6 5 ♣ A 9 7</td> <td style="width: 10%; text-align: center;"> <table border="1" style="margin: auto; border-collapse: collapse;"> <tr><td style="padding: 2px;">N</td></tr> <tr><td style="padding: 2px;">W E</td></tr> <tr><td style="padding: 2px;">S</td></tr> </table> </td> <td style="width: 30%; text-align: center;">♠ 1 0 6 ♥ 7 6 4 ♦ K 1 0 9 ♣ Q 5 4 3 2</td> </tr> <tr> <td colspan="3" style="text-align: center;"> <p>♠ A Q 9 5 3 ♥ A 8 5 ♦ Q 8 4 ♣ K 6</p> </td> </tr> </table> <table style="width: 100%; border-collapse: collapse; margin-top: 10px;"> <tr> <td style="width: 25%;">South</td> <td style="width: 25%;">West</td> <td style="width: 25%;">North</td> <td style="width: 25%;">East</td> </tr> <tr> <td>Pass</td> <td>Pass</td> <td>All pass</td> <td>1♠</td> </tr> <tr> <td>Pass</td> <td>2♣</td> <td>P</td> <td>2NT<sup>a</sup></td> </tr> <tr> <td>Pass</td> <td>3NT</td> <td>ap</td> <td></td> </tr> </table> <p style="font-size: small; margin-top: 5px;"><sup>a</sup> 15-17 HLP</p>	♠ 7 4 ♥ J 1 0 3 2 ♦ A 7 6 5 ♣ A 9 7	<table border="1" style="margin: auto; border-collapse: collapse;"> <tr><td style="padding: 2px;">N</td></tr> <tr><td style="padding: 2px;">W E</td></tr> <tr><td style="padding: 2px;">S</td></tr> </table>	N	W E	S	♠ 1 0 6 ♥ 7 6 4 ♦ K 1 0 9 ♣ Q 5 4 3 2	<p>♠ A Q 9 5 3 ♥ A 8 5 ♦ Q 8 4 ♣ K 6</p>			South	West	North	East	Pass	Pass	All pass	1♠	Pass	2♣	P	2NT <sup>a</sup>	Pass	3NT	ap	
♠ 7 4 ♥ J 1 0 3 2 ♦ A 7 6 5 ♣ A 9 7	<table border="1" style="margin: auto; border-collapse: collapse;"> <tr><td style="padding: 2px;">N</td></tr> <tr><td style="padding: 2px;">W E</td></tr> <tr><td style="padding: 2px;">S</td></tr> </table>	N	W E	S	♠ 1 0 6 ♥ 7 6 4 ♦ K 1 0 9 ♣ Q 5 4 3 2																					
N																										
W E																										
S																										
<p>♠ A Q 9 5 3 ♥ A 8 5 ♦ Q 8 4 ♣ K 6</p>																										
South	West	North	East																							
Pass	Pass	All pass	1♠																							
Pass	2♣	P	2NT <sup>a</sup>																							
Pass	3NT	ap																								

Finally the same, but the diagram is centered. We also set the extra handskip to 0 again.

centered	File: bidAll																									
<pre> \handskip{0em} \showAll**                 </pre>	<div style="text-align: center;"> <p>♠ K J 8 2 ♥ K Q 9 ♦ J 3 2 ♣ J 1 0 8</p> </div> <table style="width: 100%; border-collapse: collapse;"> <tr> <td style="width: 30%; text-align: center;">♠ 7 4 ♥ J 1 0 3 2 ♦ A 7 6 5 ♣ A 9 7</td> <td style="width: 10%; text-align: center;"> <table border="1" style="margin: auto; border-collapse: collapse;"> <tr><td style="padding: 2px;">N</td></tr> <tr><td style="padding: 2px;">W E</td></tr> <tr><td style="padding: 2px;">S</td></tr> </table> </td> <td style="width: 30%; text-align: center;">♠ 1 0 6 ♥ 7 6 4 ♦ K 1 0 9 ♣ Q 5 4 3 2</td> </tr> <tr> <td colspan="3" style="text-align: center;"> <p>♠ A Q 9 5 3 ♥ A 8 5 ♦ Q 8 4 ♣ K 6</p> </td> </tr> </table> <table style="width: 100%; border-collapse: collapse; margin-top: 10px;"> <tr> <td style="width: 25%;">South</td> <td style="width: 25%;">West</td> <td style="width: 25%;">North</td> <td style="width: 25%;">East</td> </tr> <tr> <td>Pass</td> <td>Pass</td> <td>All pass</td> <td>1♠</td> </tr> <tr> <td>Pass</td> <td>2♣</td> <td>P</td> <td>2NT<sup>a</sup></td> </tr> <tr> <td>Pass</td> <td>3NT</td> <td>ap</td> <td></td> </tr> </table> <p style="font-size: small; margin-top: 5px;"><sup>a</sup> 15-17 HLP</p>	♠ 7 4 ♥ J 1 0 3 2 ♦ A 7 6 5 ♣ A 9 7	<table border="1" style="margin: auto; border-collapse: collapse;"> <tr><td style="padding: 2px;">N</td></tr> <tr><td style="padding: 2px;">W E</td></tr> <tr><td style="padding: 2px;">S</td></tr> </table>	N	W E	S	♠ 1 0 6 ♥ 7 6 4 ♦ K 1 0 9 ♣ Q 5 4 3 2	<p>♠ A Q 9 5 3 ♥ A 8 5 ♦ Q 8 4 ♣ K 6</p>			South	West	North	East	Pass	Pass	All pass	1♠	Pass	2♣	P	2NT <sup>a</sup>	Pass	3NT	ap	
♠ 7 4 ♥ J 1 0 3 2 ♦ A 7 6 5 ♣ A 9 7	<table border="1" style="margin: auto; border-collapse: collapse;"> <tr><td style="padding: 2px;">N</td></tr> <tr><td style="padding: 2px;">W E</td></tr> <tr><td style="padding: 2px;">S</td></tr> </table>	N	W E	S	♠ 1 0 6 ♥ 7 6 4 ♦ K 1 0 9 ♣ Q 5 4 3 2																					
N																										
W E																										
S																										
<p>♠ A Q 9 5 3 ♥ A 8 5 ♦ Q 8 4 ♣ K 6</p>																										
South	West	North	East																							
Pass	Pass	All pass	1♠																							
Pass	2♣	P	2NT <sup>a</sup>																							
Pass	3NT	ap																								

## 10 bidNS

We show a couple of diagrams without comment, with the exception of number 4.

1: showNS pair	File: bidNS																						
<pre> \newgame \northhand{KJ82}{KQ9}{J}{AQJT8} \southhand{AQT95}{A52}{864}{K6} \easthand{JT6}{764}{KT9}{JT32} \westhand{Q952}{K32}{765}{AQ7} \setdefaults{bidfirst=S} \begin{biddingpair}- (\explainit{splinter}) 1S &amp; 4D\markit \ \ 4H &amp; 6S \ \ \end{biddingpair} \showNS+                     </pre>	<div style="display: flex; align-items: flex-start;"> <div style="margin-right: 20px;"> <p>♠ K J 8 2</p> <p>♥ K Q 9</p> <p>♦ J</p> <p>♣ A Q J 10 8</p> </div> <div style="margin-right: 20px;"> <table style="border-collapse: collapse;"> <tr> <td style="border: 1px solid black; padding: 5px; text-align: center;"> <table style="border-collapse: collapse; width: 30px; height: 30px;"> <tr><td style="border: none;"> </td><td style="border: none;">N</td><td style="border: none;"> </td></tr> <tr><td style="border: none;">W</td><td style="border: none;">E</td><td style="border: none;"> </td></tr> <tr><td style="border: none;"> </td><td style="border: none;">S</td><td style="border: none;"> </td></tr> </table> </td> <td style="padding: 0 10px;"> <table style="border-collapse: collapse;"> <tr><td style="padding: 0 5px;">1</td><td style="padding: 0 5px;">♠</td><td style="padding: 0 10px;">4</td><td style="padding: 0 5px;">♦<sup>a</sup></td></tr> <tr><td style="padding: 0 5px;">4</td><td style="padding: 0 5px;">♥</td><td style="padding: 0 10px;">6</td><td style="padding: 0 5px;">♠</td></tr> </table> </td> <td style="padding: 0 10px;"> <table style="border-collapse: collapse;"> <tr><td style="padding: 0 5px;">South</td><td style="padding: 0 5px;">North</td></tr> </table> </td> </tr> </table> </div> <div style="margin-right: 20px;"> <p>♠ A Q 10 9 5 <sup>a</sup> splinter</p> <p>♥ A 5 2</p> <p>♦ 8 6 4</p> <p>♣ K 6</p> </div> </div>	<table style="border-collapse: collapse; width: 30px; height: 30px;"> <tr><td style="border: none;"> </td><td style="border: none;">N</td><td style="border: none;"> </td></tr> <tr><td style="border: none;">W</td><td style="border: none;">E</td><td style="border: none;"> </td></tr> <tr><td style="border: none;"> </td><td style="border: none;">S</td><td style="border: none;"> </td></tr> </table>		N		W	E			S		<table style="border-collapse: collapse;"> <tr><td style="padding: 0 5px;">1</td><td style="padding: 0 5px;">♠</td><td style="padding: 0 10px;">4</td><td style="padding: 0 5px;">♦<sup>a</sup></td></tr> <tr><td style="padding: 0 5px;">4</td><td style="padding: 0 5px;">♥</td><td style="padding: 0 10px;">6</td><td style="padding: 0 5px;">♠</td></tr> </table>	1	♠	4	♦ <sup>a</sup>	4	♥	6	♠	<table style="border-collapse: collapse;"> <tr><td style="padding: 0 5px;">South</td><td style="padding: 0 5px;">North</td></tr> </table>	South	North
<table style="border-collapse: collapse; width: 30px; height: 30px;"> <tr><td style="border: none;"> </td><td style="border: none;">N</td><td style="border: none;"> </td></tr> <tr><td style="border: none;">W</td><td style="border: none;">E</td><td style="border: none;"> </td></tr> <tr><td style="border: none;"> </td><td style="border: none;">S</td><td style="border: none;"> </td></tr> </table>		N		W	E			S		<table style="border-collapse: collapse;"> <tr><td style="padding: 0 5px;">1</td><td style="padding: 0 5px;">♠</td><td style="padding: 0 10px;">4</td><td style="padding: 0 5px;">♦<sup>a</sup></td></tr> <tr><td style="padding: 0 5px;">4</td><td style="padding: 0 5px;">♥</td><td style="padding: 0 10px;">6</td><td style="padding: 0 5px;">♠</td></tr> </table>	1	♠	4	♦ <sup>a</sup>	4	♥	6	♠	<table style="border-collapse: collapse;"> <tr><td style="padding: 0 5px;">South</td><td style="padding: 0 5px;">North</td></tr> </table>	South	North		
	N																						
W	E																						
	S																						
1	♠	4	♦ <sup>a</sup>																				
4	♥	6	♠																				
South	North																						

2: showNS pair centered	File: bidNS																						
<pre> \begin{biddingpair}!- (\explainit{splinter}) 1S &amp; 4D\markit \ \ 4H &amp; 6S \ \ \end{biddingpair} \showNS*+                     </pre>	<div style="display: flex; align-items: flex-start;"> <div style="margin-right: 20px;"> <p>♠ K J 8 2</p> <p>♥ K Q 9</p> <p>♦ J</p> <p>♣ A Q J 10 8</p> </div> <div style="margin-right: 20px;"> <table style="border-collapse: collapse;"> <tr> <td style="border: 1px solid black; padding: 5px; text-align: center;"> <table style="border-collapse: collapse; width: 30px; height: 30px;"> <tr><td style="border: none;"> </td><td style="border: none;">N</td><td style="border: none;"> </td></tr> <tr><td style="border: none;">W</td><td style="border: none;">E</td><td style="border: none;"> </td></tr> <tr><td style="border: none;"> </td><td style="border: none;">S</td><td style="border: none;"> </td></tr> </table> </td> <td style="padding: 0 10px;"> <table style="border-collapse: collapse;"> <tr><td style="padding: 0 5px;">1</td><td style="padding: 0 5px;">♠</td><td style="padding: 0 10px;">4</td><td style="padding: 0 5px;">♦<sup>a</sup></td></tr> <tr><td style="padding: 0 5px;">4</td><td style="padding: 0 5px;">♥</td><td style="padding: 0 10px;">6</td><td style="padding: 0 5px;">♠</td></tr> </table> </td> <td style="padding: 0 10px;"> <table style="border-collapse: collapse;"> <tr><td style="padding: 0 5px;">S</td><td style="padding: 0 5px;">N</td></tr> </table> </td> </tr> </table> </div> <div style="margin-right: 20px;"> <p>♠ A Q 10 9 5 <sup>a</sup> splinter</p> <p>♥ A 5 2</p> <p>♦ 8 6 4</p> <p>♣ K 6</p> </div> </div>	<table style="border-collapse: collapse; width: 30px; height: 30px;"> <tr><td style="border: none;"> </td><td style="border: none;">N</td><td style="border: none;"> </td></tr> <tr><td style="border: none;">W</td><td style="border: none;">E</td><td style="border: none;"> </td></tr> <tr><td style="border: none;"> </td><td style="border: none;">S</td><td style="border: none;"> </td></tr> </table>		N		W	E			S		<table style="border-collapse: collapse;"> <tr><td style="padding: 0 5px;">1</td><td style="padding: 0 5px;">♠</td><td style="padding: 0 10px;">4</td><td style="padding: 0 5px;">♦<sup>a</sup></td></tr> <tr><td style="padding: 0 5px;">4</td><td style="padding: 0 5px;">♥</td><td style="padding: 0 10px;">6</td><td style="padding: 0 5px;">♠</td></tr> </table>	1	♠	4	♦ <sup>a</sup>	4	♥	6	♠	<table style="border-collapse: collapse;"> <tr><td style="padding: 0 5px;">S</td><td style="padding: 0 5px;">N</td></tr> </table>	S	N
<table style="border-collapse: collapse; width: 30px; height: 30px;"> <tr><td style="border: none;"> </td><td style="border: none;">N</td><td style="border: none;"> </td></tr> <tr><td style="border: none;">W</td><td style="border: none;">E</td><td style="border: none;"> </td></tr> <tr><td style="border: none;"> </td><td style="border: none;">S</td><td style="border: none;"> </td></tr> </table>		N		W	E			S		<table style="border-collapse: collapse;"> <tr><td style="padding: 0 5px;">1</td><td style="padding: 0 5px;">♠</td><td style="padding: 0 10px;">4</td><td style="padding: 0 5px;">♦<sup>a</sup></td></tr> <tr><td style="padding: 0 5px;">4</td><td style="padding: 0 5px;">♥</td><td style="padding: 0 10px;">6</td><td style="padding: 0 5px;">♠</td></tr> </table>	1	♠	4	♦ <sup>a</sup>	4	♥	6	♠	<table style="border-collapse: collapse;"> <tr><td style="padding: 0 5px;">S</td><td style="padding: 0 5px;">N</td></tr> </table>	S	N		
	N																						
W	E																						
	S																						
1	♠	4	♦ <sup>a</sup>																				
4	♥	6	♠																				
S	N																						

3: showNS	File: bidNS																												
<pre> \begin{bidding}!- (\explainit{splinter}) \explainit{control} 1S &amp; &amp; p &amp; &amp; 4D\markit &amp; p &amp; \ \ 4H\markit &amp; p &amp; &amp; 6S &amp; &amp; p &amp; \ \ \end{bidding} \showNS+                     </pre>	<div style="display: flex; align-items: flex-start;"> <div style="margin-right: 20px;"> <p>♠ K J 8 2</p> <p>♥ K Q 9</p> <p>♦ J</p> <p>♣ A Q J 10 8</p> </div> <div style="margin-right: 20px;"> <table style="border-collapse: collapse;"> <tr> <td style="border: 1px solid black; padding: 5px; text-align: center;"> <table style="border-collapse: collapse; width: 30px; height: 30px;"> <tr><td style="border: none;"> </td><td style="border: none;">N</td><td style="border: none;"> </td></tr> <tr><td style="border: none;">W</td><td style="border: none;">E</td><td style="border: none;"> </td></tr> <tr><td style="border: none;"> </td><td style="border: none;">S</td><td style="border: none;"> </td></tr> </table> </td> <td style="padding: 0 10px;"> <table style="border-collapse: collapse;"> <tr><td style="padding: 0 5px;">1</td><td style="padding: 0 5px;">♠</td><td style="padding: 0 10px;">Pass</td><td style="padding: 0 5px;">4</td><td style="padding: 0 5px;">♦<sup>a</sup></td><td style="padding: 0 5px;">Pass</td></tr> <tr><td style="padding: 0 5px;">4</td><td style="padding: 0 5px;">♥<sup>b</sup></td><td style="padding: 0 10px;">Pass</td><td style="padding: 0 5px;">6</td><td style="padding: 0 5px;">♠</td><td style="padding: 0 5px;">Pass</td></tr> </table> </td> <td style="padding: 0 10px;"> <table style="border-collapse: collapse;"> <tr><td style="padding: 0 5px;">S</td><td style="padding: 0 5px;">W</td><td style="padding: 0 5px;">N</td><td style="padding: 0 5px;">E</td></tr> </table> </td> </tr> </table> </div> <div style="margin-right: 20px;"> <p>♠ A Q 10 9 5 <sup>a</sup> splinter <sup>b</sup> control</p> <p>♥ A 5 2</p> <p>♦ 8 6 4</p> <p>♣ K 6</p> </div> </div>	<table style="border-collapse: collapse; width: 30px; height: 30px;"> <tr><td style="border: none;"> </td><td style="border: none;">N</td><td style="border: none;"> </td></tr> <tr><td style="border: none;">W</td><td style="border: none;">E</td><td style="border: none;"> </td></tr> <tr><td style="border: none;"> </td><td style="border: none;">S</td><td style="border: none;"> </td></tr> </table>		N		W	E			S		<table style="border-collapse: collapse;"> <tr><td style="padding: 0 5px;">1</td><td style="padding: 0 5px;">♠</td><td style="padding: 0 10px;">Pass</td><td style="padding: 0 5px;">4</td><td style="padding: 0 5px;">♦<sup>a</sup></td><td style="padding: 0 5px;">Pass</td></tr> <tr><td style="padding: 0 5px;">4</td><td style="padding: 0 5px;">♥<sup>b</sup></td><td style="padding: 0 10px;">Pass</td><td style="padding: 0 5px;">6</td><td style="padding: 0 5px;">♠</td><td style="padding: 0 5px;">Pass</td></tr> </table>	1	♠	Pass	4	♦ <sup>a</sup>	Pass	4	♥ <sup>b</sup>	Pass	6	♠	Pass	<table style="border-collapse: collapse;"> <tr><td style="padding: 0 5px;">S</td><td style="padding: 0 5px;">W</td><td style="padding: 0 5px;">N</td><td style="padding: 0 5px;">E</td></tr> </table>	S	W	N	E
<table style="border-collapse: collapse; width: 30px; height: 30px;"> <tr><td style="border: none;"> </td><td style="border: none;">N</td><td style="border: none;"> </td></tr> <tr><td style="border: none;">W</td><td style="border: none;">E</td><td style="border: none;"> </td></tr> <tr><td style="border: none;"> </td><td style="border: none;">S</td><td style="border: none;"> </td></tr> </table>		N		W	E			S		<table style="border-collapse: collapse;"> <tr><td style="padding: 0 5px;">1</td><td style="padding: 0 5px;">♠</td><td style="padding: 0 10px;">Pass</td><td style="padding: 0 5px;">4</td><td style="padding: 0 5px;">♦<sup>a</sup></td><td style="padding: 0 5px;">Pass</td></tr> <tr><td style="padding: 0 5px;">4</td><td style="padding: 0 5px;">♥<sup>b</sup></td><td style="padding: 0 10px;">Pass</td><td style="padding: 0 5px;">6</td><td style="padding: 0 5px;">♠</td><td style="padding: 0 5px;">Pass</td></tr> </table>	1	♠	Pass	4	♦ <sup>a</sup>	Pass	4	♥ <sup>b</sup>	Pass	6	♠	Pass	<table style="border-collapse: collapse;"> <tr><td style="padding: 0 5px;">S</td><td style="padding: 0 5px;">W</td><td style="padding: 0 5px;">N</td><td style="padding: 0 5px;">E</td></tr> </table>	S	W	N	E		
	N																												
W	E																												
	S																												
1	♠	Pass	4	♦ <sup>a</sup>	Pass																								
4	♥ <sup>b</sup>	Pass	6	♠	Pass																								
S	W	N	E																										

Here we show the influence of command `\handskip`, that adds some extra space between the card diagram and the bidding diagram. In the 2nd diagram the negative value diminishes the distance. Because it is within braces, the length change is local and the normal value is automatically restored afterwards. In the 4th diagram we add 3em extra space

4: showNS centered

File: bidNS

```
\setdefaults{compmid=1} \showNS*+
{\handskip{-1em}\setdefaults{compmid=2}
 \showNS*+}
\setdefaults{compmid=3} \showNS*+
{\handskip{3em}\setdefaults{compmid=4}
 \showNS*+}
```

♠ K J 8 2  
 ♥ K Q 9  
 ♦ J  
 ♣ A Q J 10 8

N	S	W	N	E
W <sup>1</sup>	1 ♠	Pass	4 ♦ <sup>a</sup>	Pass
S	4 ♥ <sup>b</sup>	Pass	6 ♠	Pass

♠ A Q 10 9 5 <sup>a splinter</sup> <sup>b control</sup>  
 ♥ A 5 2  
 ♦ 8 6 4  
 ♣ K 6

♠ K J 8 2  
 ♥ K Q 9  
 ♦ J  
 ♣ A Q J 10 8

N	S	W	N	E
W <sup>2</sup>	1 ♠	Pass	4 ♦ <sup>a</sup>	Pass
S	4 ♥ <sup>b</sup>	Pass	6 ♠	Pass

♠ A Q 10 9 5 <sup>a splinter</sup> <sup>b control</sup>  
 ♥ A 5 2  
 ♦ 8 6 4  
 ♣ K 6

♠ K J 8 2  
 ♥ K Q 9  
 ♦ J  
 ♣ A Q J 10 8

N	S	W	N	E
W <sup>3</sup>	1 ♠	Pass	4 ♦ <sup>a</sup>	Pass
S	4 ♥ <sup>b</sup>	Pass	6 ♠	Pass

♠ A Q 10 9 5 <sup>a splinter</sup> <sup>b control</sup>  
 ♥ A 5 2  
 ♦ 8 6 4  
 ♣ K 6

♠ K J 8 2  
 ♥ K Q 9  
 ♦ J  
 ♣ A Q J 10 8

N	S	W	N	E
W <sup>4</sup>	1 ♠	Pass	4 ♦ <sup>a</sup>	Pass
S	4 ♥ <sup>b</sup>	Pass	6 ♠	Pass

♠ A Q 10 9 5 <sup>a splinter</sup> <sup>b control</sup>  
 ♥ A 5 2  
 ♦ 8 6 4  
 ♣ K 6

5: showNS pair	File: bidNS											
<pre>\gamefont{\sffamily\bfseries\scriptsize} \begin{biddingpair}!- 1S &amp; 4D \\ 4H &amp; 6S \\ \end{biddingpair} \showNS+</pre>	<p> <span style="color: blue;">♠</span> K J 8 2  <span style="color: red;">♥</span> K Q 9  <span style="color: orange;">♦</span> J  <span style="color: green;">♣</span> A Q J 10 8                 </p> <table style="margin-left: auto; margin-right: auto;"> <tr> <td style="border: 1px solid black; padding: 2px;"> <table style="font-size: 8px; border-collapse: collapse;"> <tr><td style="text-align: center;">N</td><td></td><td style="text-align: center;">S</td></tr> <tr><td style="text-align: center;">W</td><td style="text-align: center;">E</td><td></td></tr> <tr><td style="text-align: center;">S</td><td></td><td></td></tr> </table> </td> <td style="padding: 0 10px;">                 1<span style="color: blue;">♠</span> 4<span style="color: orange;">♦</span>                  4<span style="color: red;">♥</span> 6<span style="color: blue;">♠</span> </td> </tr> </table> <p> <span style="color: blue;">♠</span> A Q 10 9 5  <span style="color: red;">♥</span> A 5 2  <span style="color: orange;">♦</span> 8 6 4  <span style="color: green;">♣</span> K 6                 </p>	<table style="font-size: 8px; border-collapse: collapse;"> <tr><td style="text-align: center;">N</td><td></td><td style="text-align: center;">S</td></tr> <tr><td style="text-align: center;">W</td><td style="text-align: center;">E</td><td></td></tr> <tr><td style="text-align: center;">S</td><td></td><td></td></tr> </table>	N		S	W	E		S			1 <span style="color: blue;">♠</span> 4 <span style="color: orange;">♦</span> 4 <span style="color: red;">♥</span> 6 <span style="color: blue;">♠</span>
<table style="font-size: 8px; border-collapse: collapse;"> <tr><td style="text-align: center;">N</td><td></td><td style="text-align: center;">S</td></tr> <tr><td style="text-align: center;">W</td><td style="text-align: center;">E</td><td></td></tr> <tr><td style="text-align: center;">S</td><td></td><td></td></tr> </table>	N		S	W	E		S			1 <span style="color: blue;">♠</span> 4 <span style="color: orange;">♦</span> 4 <span style="color: red;">♥</span> 6 <span style="color: blue;">♠</span>		
N		S										
W	E											
S												

Because the previously saved bidding diagram is used, setting `bidfirst` has no influence on the output...

6: showNS pair centered	File: bidNS											
<pre>\setdefaults{bidfirst=W} \showNS*+</pre>	<p> <span style="color: blue;">♠</span> K J 8 2  <span style="color: red;">♥</span> K Q 9  <span style="color: orange;">♦</span> J  <span style="color: green;">♣</span> A Q J 10 8                 </p> <table style="margin-left: auto; margin-right: auto;"> <tr> <td style="border: 1px solid black; padding: 2px;"> <table style="font-size: 8px; border-collapse: collapse;"> <tr><td style="text-align: center;">N</td><td></td><td style="text-align: center;">S</td></tr> <tr><td style="text-align: center;">W</td><td style="text-align: center;">E</td><td></td></tr> <tr><td style="text-align: center;">S</td><td></td><td></td></tr> </table> </td> <td style="padding: 0 10px;">                 1<span style="color: blue;">♠</span> 4<span style="color: orange;">♦</span>                  4<span style="color: red;">♥</span> 6<span style="color: blue;">♠</span> </td> </tr> </table> <p> <span style="color: blue;">♠</span> A Q 10 9 5  <span style="color: red;">♥</span> A 5 2  <span style="color: orange;">♦</span> 8 6 4  <span style="color: green;">♣</span> K 6                 </p>	<table style="font-size: 8px; border-collapse: collapse;"> <tr><td style="text-align: center;">N</td><td></td><td style="text-align: center;">S</td></tr> <tr><td style="text-align: center;">W</td><td style="text-align: center;">E</td><td></td></tr> <tr><td style="text-align: center;">S</td><td></td><td></td></tr> </table>	N		S	W	E		S			1 <span style="color: blue;">♠</span> 4 <span style="color: orange;">♦</span> 4 <span style="color: red;">♥</span> 6 <span style="color: blue;">♠</span>
<table style="font-size: 8px; border-collapse: collapse;"> <tr><td style="text-align: center;">N</td><td></td><td style="text-align: center;">S</td></tr> <tr><td style="text-align: center;">W</td><td style="text-align: center;">E</td><td></td></tr> <tr><td style="text-align: center;">S</td><td></td><td></td></tr> </table>	N		S	W	E		S			1 <span style="color: blue;">♠</span> 4 <span style="color: orange;">♦</span> 4 <span style="color: red;">♥</span> 6 <span style="color: blue;">♠</span>		
N		S										
W	E											
S												

...But when setting the next bidding diagram, it has!

7: showNS	File: bidNS																							
<pre>\begin{bidding}-(\explainit{splinter} \explainit{control}) 1S &amp; p &amp; 4D\markit &amp; p \\ 4H\markit &amp; p &amp; 6S &amp; p \\ \end{bidding} \showNS+</pre>	<p> <span style="color: blue;">♠</span> K J 8 2  <span style="color: red;">♥</span> K Q 9  <span style="color: orange;">♦</span> J  <span style="color: green;">♣</span> A Q J 10 8                 </p> <table style="margin-left: auto; margin-right: auto;"> <tr> <td style="border: 1px solid black; padding: 2px;"> <table style="font-size: 8px; border-collapse: collapse;"> <tr><td style="text-align: center;">N</td><td></td><td style="text-align: center;">S</td></tr> <tr><td style="text-align: center;">W</td><td style="text-align: center;">E</td><td></td></tr> <tr><td style="text-align: center;">S</td><td></td><td></td></tr> </table> </td> <td style="padding: 0 10px;"> <table style="font-size: 8px; border-collapse: collapse;"> <tr> <td style="text-align: center;">West</td> <td style="text-align: center;">North</td> <td style="text-align: center;">East</td> <td style="text-align: center;">South</td> </tr> <tr> <td style="text-align: center;">1<span style="color: blue;">♠</span></td> <td style="text-align: center;">Pass</td> <td style="text-align: center;">4<span style="color: orange;">♦</span><sup>a</sup></td> <td style="text-align: center;">Pass</td> </tr> <tr> <td style="text-align: center;">4<span style="color: red;">♥</span><sup>b</sup></td> <td style="text-align: center;">Pass</td> <td style="text-align: center;">6<span style="color: blue;">♠</span></td> <td style="text-align: center;">Pass</td> </tr> </table> </td> </tr> </table> <p style="margin-left: 100px; font-size: 8px;"><sup>a</sup> splinter <sup>b</sup> control</p> <p> <span style="color: blue;">♠</span> A Q 10 9 5  <span style="color: red;">♥</span> A 5 2  <span style="color: orange;">♦</span> 8 6 4  <span style="color: green;">♣</span> K 6                 </p>	<table style="font-size: 8px; border-collapse: collapse;"> <tr><td style="text-align: center;">N</td><td></td><td style="text-align: center;">S</td></tr> <tr><td style="text-align: center;">W</td><td style="text-align: center;">E</td><td></td></tr> <tr><td style="text-align: center;">S</td><td></td><td></td></tr> </table>	N		S	W	E		S			<table style="font-size: 8px; border-collapse: collapse;"> <tr> <td style="text-align: center;">West</td> <td style="text-align: center;">North</td> <td style="text-align: center;">East</td> <td style="text-align: center;">South</td> </tr> <tr> <td style="text-align: center;">1<span style="color: blue;">♠</span></td> <td style="text-align: center;">Pass</td> <td style="text-align: center;">4<span style="color: orange;">♦</span><sup>a</sup></td> <td style="text-align: center;">Pass</td> </tr> <tr> <td style="text-align: center;">4<span style="color: red;">♥</span><sup>b</sup></td> <td style="text-align: center;">Pass</td> <td style="text-align: center;">6<span style="color: blue;">♠</span></td> <td style="text-align: center;">Pass</td> </tr> </table>	West	North	East	South	1 <span style="color: blue;">♠</span>	Pass	4 <span style="color: orange;">♦</span> <sup>a</sup>	Pass	4 <span style="color: red;">♥</span> <sup>b</sup>	Pass	6 <span style="color: blue;">♠</span>	Pass
<table style="font-size: 8px; border-collapse: collapse;"> <tr><td style="text-align: center;">N</td><td></td><td style="text-align: center;">S</td></tr> <tr><td style="text-align: center;">W</td><td style="text-align: center;">E</td><td></td></tr> <tr><td style="text-align: center;">S</td><td></td><td></td></tr> </table>	N		S	W	E		S			<table style="font-size: 8px; border-collapse: collapse;"> <tr> <td style="text-align: center;">West</td> <td style="text-align: center;">North</td> <td style="text-align: center;">East</td> <td style="text-align: center;">South</td> </tr> <tr> <td style="text-align: center;">1<span style="color: blue;">♠</span></td> <td style="text-align: center;">Pass</td> <td style="text-align: center;">4<span style="color: orange;">♦</span><sup>a</sup></td> <td style="text-align: center;">Pass</td> </tr> <tr> <td style="text-align: center;">4<span style="color: red;">♥</span><sup>b</sup></td> <td style="text-align: center;">Pass</td> <td style="text-align: center;">6<span style="color: blue;">♠</span></td> <td style="text-align: center;">Pass</td> </tr> </table>	West	North	East	South	1 <span style="color: blue;">♠</span>	Pass	4 <span style="color: orange;">♦</span> <sup>a</sup>	Pass	4 <span style="color: red;">♥</span> <sup>b</sup>	Pass	6 <span style="color: blue;">♠</span>	Pass		
N		S																						
W	E																							
S																								
West	North	East	South																					
1 <span style="color: blue;">♠</span>	Pass	4 <span style="color: orange;">♦</span> <sup>a</sup>	Pass																					
4 <span style="color: red;">♥</span> <sup>b</sup>	Pass	6 <span style="color: blue;">♠</span>	Pass																					

8: showNS centered	File: bidNS																							
<pre>\showNS*+</pre>	<p> <span style="color: blue;">♠</span> K J 8 2  <span style="color: red;">♥</span> K Q 9  <span style="color: orange;">♦</span> J  <span style="color: green;">♣</span> A Q J 10 8                 </p> <table style="margin-left: auto; margin-right: auto;"> <tr> <td style="border: 1px solid black; padding: 2px;"> <table style="font-size: 8px; border-collapse: collapse;"> <tr><td style="text-align: center;">N</td><td></td><td style="text-align: center;">S</td></tr> <tr><td style="text-align: center;">W</td><td style="text-align: center;">E</td><td></td></tr> <tr><td style="text-align: center;">S</td><td></td><td></td></tr> </table> </td> <td style="padding: 0 10px;"> <table style="font-size: 8px; border-collapse: collapse;"> <tr> <td style="text-align: center;">West</td> <td style="text-align: center;">North</td> <td style="text-align: center;">East</td> <td style="text-align: center;">South</td> </tr> <tr> <td style="text-align: center;">1<span style="color: blue;">♠</span></td> <td style="text-align: center;">Pass</td> <td style="text-align: center;">4<span style="color: orange;">♦</span><sup>a</sup></td> <td style="text-align: center;">Pass</td> </tr> <tr> <td style="text-align: center;">4<span style="color: red;">♥</span><sup>b</sup></td> <td style="text-align: center;">Pass</td> <td style="text-align: center;">6<span style="color: blue;">♠</span></td> <td style="text-align: center;">Pass</td> </tr> </table> </td> </tr> </table> <p style="margin-left: 100px; font-size: 8px;"><sup>a</sup> splinter <sup>b</sup> control</p> <p> <span style="color: blue;">♠</span> A Q 10 9 5  <span style="color: red;">♥</span> A 5 2  <span style="color: orange;">♦</span> 8 6 4  <span style="color: green;">♣</span> K 6                 </p>	<table style="font-size: 8px; border-collapse: collapse;"> <tr><td style="text-align: center;">N</td><td></td><td style="text-align: center;">S</td></tr> <tr><td style="text-align: center;">W</td><td style="text-align: center;">E</td><td></td></tr> <tr><td style="text-align: center;">S</td><td></td><td></td></tr> </table>	N		S	W	E		S			<table style="font-size: 8px; border-collapse: collapse;"> <tr> <td style="text-align: center;">West</td> <td style="text-align: center;">North</td> <td style="text-align: center;">East</td> <td style="text-align: center;">South</td> </tr> <tr> <td style="text-align: center;">1<span style="color: blue;">♠</span></td> <td style="text-align: center;">Pass</td> <td style="text-align: center;">4<span style="color: orange;">♦</span><sup>a</sup></td> <td style="text-align: center;">Pass</td> </tr> <tr> <td style="text-align: center;">4<span style="color: red;">♥</span><sup>b</sup></td> <td style="text-align: center;">Pass</td> <td style="text-align: center;">6<span style="color: blue;">♠</span></td> <td style="text-align: center;">Pass</td> </tr> </table>	West	North	East	South	1 <span style="color: blue;">♠</span>	Pass	4 <span style="color: orange;">♦</span> <sup>a</sup>	Pass	4 <span style="color: red;">♥</span> <sup>b</sup>	Pass	6 <span style="color: blue;">♠</span>	Pass
<table style="font-size: 8px; border-collapse: collapse;"> <tr><td style="text-align: center;">N</td><td></td><td style="text-align: center;">S</td></tr> <tr><td style="text-align: center;">W</td><td style="text-align: center;">E</td><td></td></tr> <tr><td style="text-align: center;">S</td><td></td><td></td></tr> </table>	N		S	W	E		S			<table style="font-size: 8px; border-collapse: collapse;"> <tr> <td style="text-align: center;">West</td> <td style="text-align: center;">North</td> <td style="text-align: center;">East</td> <td style="text-align: center;">South</td> </tr> <tr> <td style="text-align: center;">1<span style="color: blue;">♠</span></td> <td style="text-align: center;">Pass</td> <td style="text-align: center;">4<span style="color: orange;">♦</span><sup>a</sup></td> <td style="text-align: center;">Pass</td> </tr> <tr> <td style="text-align: center;">4<span style="color: red;">♥</span><sup>b</sup></td> <td style="text-align: center;">Pass</td> <td style="text-align: center;">6<span style="color: blue;">♠</span></td> <td style="text-align: center;">Pass</td> </tr> </table>	West	North	East	South	1 <span style="color: blue;">♠</span>	Pass	4 <span style="color: orange;">♦</span> <sup>a</sup>	Pass	4 <span style="color: red;">♥</span> <sup>b</sup>	Pass	6 <span style="color: blue;">♠</span>	Pass		
N		S																						
W	E																							
S																								
West	North	East	South																					
1 <span style="color: blue;">♠</span>	Pass	4 <span style="color: orange;">♦</span> <sup>a</sup>	Pass																					
4 <span style="color: red;">♥</span> <sup>b</sup>	Pass	6 <span style="color: blue;">♠</span>	Pass																					

## 11 bidEW

In the previous example we changed the gamefont to scriptsize, which is still in effect here, as you can see in this example. You wonder why the bidding is shown for **North** and **South**, but the hands are those of **East** and **West**? Well, if you say `\showEW` you get the **East–West** hands. And if you say `\setdefaults{bidfirst=S}`, then the first column is of **South!** (BTW: if you want to get **South!** as output, you must write `\south{}`!, then `\south!` and even `\south !` will regard the `!` as a token to `\south` and will produce **S**).

We reset the gamefont before we draw the 2nd diagram. Please note that we have to redefine the bidding. The saved version from the 1st diagram will not change its font!

bidEWpair	File: bidEW
<pre> \northhand{KJ82}{KQ9}{J}{AQJT8} \southhand{AQT95}{A52}{864}{K6} \easthand{63}{J764}{KQT9}{953} \westhand{74}{T83}{A7532}{742} \setdefaults{bidfirst=S} \begin{biddingpair}!-(\explainit{splinter}   \explainit{control}) 1S      &amp; 4D\markit \ 4H\markit &amp; 6S \ \end{biddingpair} \showEW+ \gamefont{\sffamily\bfseries\normalsize} \par\vspace{1\baselineskip} \showEW+ \begin{biddingpair}!-(\explainit{splinter}   \explainit{control}) 1S      &amp; 4D\markit \ 4H\markit &amp; 6S \ \end{biddingpair} \par\vspace{1\baselineskip} \showEW+ </pre>	<p>The first diagram shows a bidding sequence: 1S &amp; 4D, 4H &amp; 6S. The hands are: North (♠74, ♥1083, ♦A7532, ♣742), South (♠63, ♥J764, ♦KQ109, ♣953), East (♠1♠, ♥4♠<sup>a</sup>), West (♠4♥<sup>b</sup>, ♥6♠). The bidding table shows 1♠ and 4♦<sup>a</sup> for South, and 4♥<sup>b</sup> and 6♠ for North. Labels 'a splinter' and 'b control' are present.</p> <p>The second diagram is identical to the first but uses a different font for the bidding and hand lists.</p> <p>The third diagram is identical to the first but uses a different font for the bidding and hand lists.</p>

bidEWpair centered	File: bidEW
<pre> \showAll+ \showEW*+ </pre>	<p>The first diagram shows the hands: North (♠KJ82, ♥KQ9, ♦J, ♣AQJ108), South (♠74, ♥1083, ♦A7532, ♣742), East (♠63, ♥J764, ♦KQ109, ♣953), West (♠AQ1095, ♥A52, ♦864, ♣K6). The bidding table shows 1♠ and 4♦<sup>a</sup> for South, and 4♥<sup>b</sup> and 6♠ for North. Labels 'a splinter' and 'b control' are present.</p> <p>The second diagram is identical to the first but uses a different font for the bidding and hand lists.</p>

## 12 bidNE

Here we show some examples without comment.

showNE	File: bidNE																
<pre> \northhand{KJ82}{KQ9}{J}{AQJT8} \southhand{AQT95}{A52}{864}{K6} \easthand{63}{J764}{KQT9}{432} \westhand{74}{T83}{A7532}{957} \gamefont{\sffamily\bfseries\large} \setdefaults{bidfirst=S} \begin{biddingpair}!-(\explainit{splinter}   \explainit{control}) 1S      &amp; 4D\markit \ \ 4H\markit &amp; 6S \ \ \end{biddingpair}  \showNE+</pre>	<table style="width: 100%; border-collapse: collapse;"> <tr> <td style="width: 50%; vertical-align: top;"> <p>♠ KJ82 ♥ KQ9 ♦ J ♣ AQJ108</p> <table style="margin-left: auto; margin-right: auto; border-collapse: collapse;"> <tr> <td style="border: 1px solid black; padding: 5px; text-align: center;"> <table style="font-size: 0.8em; border-collapse: collapse;"> <tr><td style="padding: 0 5px;">N</td><td style="padding: 0 5px;">E</td></tr> <tr><td style="padding: 0 5px;">W</td><td style="padding: 0 5px;">S</td></tr> </table> </td> <td style="padding: 0 10px;">           ♠ 63 ♥ J764 ♦ KQ109 ♣ 432         </td> </tr> </table> </td> <td style="width: 50%; vertical-align: top; padding-left: 20px;"> <table style="width: 100%; border-collapse: collapse;"> <tr> <td style="text-align: center; width: 50%;">S</td> <td style="text-align: center; width: 50%;">N</td> </tr> <tr> <td style="text-align: center;">1♠</td> <td style="text-align: center;">4♦<sup>a</sup></td> </tr> <tr> <td style="text-align: center;">4♥<sup>b</sup></td> <td style="text-align: center;">6♠</td> </tr> <tr> <td colspan="2" style="text-align: center; border-top: 1px solid black; font-size: 0.8em;"> <sup>a</sup> splinter    <sup>b</sup> control         </td> </tr> </table> </td> </tr> </table>	<p>♠ KJ82 ♥ KQ9 ♦ J ♣ AQJ108</p> <table style="margin-left: auto; margin-right: auto; border-collapse: collapse;"> <tr> <td style="border: 1px solid black; padding: 5px; text-align: center;"> <table style="font-size: 0.8em; border-collapse: collapse;"> <tr><td style="padding: 0 5px;">N</td><td style="padding: 0 5px;">E</td></tr> <tr><td style="padding: 0 5px;">W</td><td style="padding: 0 5px;">S</td></tr> </table> </td> <td style="padding: 0 10px;">           ♠ 63 ♥ J764 ♦ KQ109 ♣ 432         </td> </tr> </table>	<table style="font-size: 0.8em; border-collapse: collapse;"> <tr><td style="padding: 0 5px;">N</td><td style="padding: 0 5px;">E</td></tr> <tr><td style="padding: 0 5px;">W</td><td style="padding: 0 5px;">S</td></tr> </table>	N	E	W	S	♠ 63 ♥ J764 ♦ KQ109 ♣ 432	<table style="width: 100%; border-collapse: collapse;"> <tr> <td style="text-align: center; width: 50%;">S</td> <td style="text-align: center; width: 50%;">N</td> </tr> <tr> <td style="text-align: center;">1♠</td> <td style="text-align: center;">4♦<sup>a</sup></td> </tr> <tr> <td style="text-align: center;">4♥<sup>b</sup></td> <td style="text-align: center;">6♠</td> </tr> <tr> <td colspan="2" style="text-align: center; border-top: 1px solid black; font-size: 0.8em;"> <sup>a</sup> splinter    <sup>b</sup> control         </td> </tr> </table>	S	N	1♠	4♦ <sup>a</sup>	4♥ <sup>b</sup>	6♠	<sup>a</sup> splinter <sup>b</sup> control	
<p>♠ KJ82 ♥ KQ9 ♦ J ♣ AQJ108</p> <table style="margin-left: auto; margin-right: auto; border-collapse: collapse;"> <tr> <td style="border: 1px solid black; padding: 5px; text-align: center;"> <table style="font-size: 0.8em; border-collapse: collapse;"> <tr><td style="padding: 0 5px;">N</td><td style="padding: 0 5px;">E</td></tr> <tr><td style="padding: 0 5px;">W</td><td style="padding: 0 5px;">S</td></tr> </table> </td> <td style="padding: 0 10px;">           ♠ 63 ♥ J764 ♦ KQ109 ♣ 432         </td> </tr> </table>	<table style="font-size: 0.8em; border-collapse: collapse;"> <tr><td style="padding: 0 5px;">N</td><td style="padding: 0 5px;">E</td></tr> <tr><td style="padding: 0 5px;">W</td><td style="padding: 0 5px;">S</td></tr> </table>	N	E	W	S	♠ 63 ♥ J764 ♦ KQ109 ♣ 432	<table style="width: 100%; border-collapse: collapse;"> <tr> <td style="text-align: center; width: 50%;">S</td> <td style="text-align: center; width: 50%;">N</td> </tr> <tr> <td style="text-align: center;">1♠</td> <td style="text-align: center;">4♦<sup>a</sup></td> </tr> <tr> <td style="text-align: center;">4♥<sup>b</sup></td> <td style="text-align: center;">6♠</td> </tr> <tr> <td colspan="2" style="text-align: center; border-top: 1px solid black; font-size: 0.8em;"> <sup>a</sup> splinter    <sup>b</sup> control         </td> </tr> </table>	S	N	1♠	4♦ <sup>a</sup>	4♥ <sup>b</sup>	6♠	<sup>a</sup> splinter <sup>b</sup> control			
<table style="font-size: 0.8em; border-collapse: collapse;"> <tr><td style="padding: 0 5px;">N</td><td style="padding: 0 5px;">E</td></tr> <tr><td style="padding: 0 5px;">W</td><td style="padding: 0 5px;">S</td></tr> </table>	N	E	W	S	♠ 63 ♥ J764 ♦ KQ109 ♣ 432												
N	E																
W	S																
S	N																
1♠	4♦ <sup>a</sup>																
4♥ <sup>b</sup>	6♠																
<sup>a</sup> splinter <sup>b</sup> control																	

showNE centered	File: bidNE																
<pre> \showNE**</pre>	<table style="width: 100%; border-collapse: collapse;"> <tr> <td style="width: 50%; vertical-align: top;"> <p>♠ KJ82 ♥ KQ9 ♦ J ♣ AQJ108</p> <table style="margin-left: auto; margin-right: auto; border-collapse: collapse;"> <tr> <td style="border: 1px solid black; padding: 5px; text-align: center;"> <table style="font-size: 0.8em; border-collapse: collapse;"> <tr><td style="padding: 0 5px;">N</td><td style="padding: 0 5px;">E</td></tr> <tr><td style="padding: 0 5px;">W</td><td style="padding: 0 5px;">S</td></tr> </table> </td> <td style="padding: 0 10px;">           ♠ 63 ♥ J764 ♦ KQ109 ♣ 432         </td> </tr> </table> </td> <td style="width: 50%; vertical-align: top; padding-left: 20px;"> <table style="width: 100%; border-collapse: collapse;"> <tr> <td style="text-align: center; width: 50%;">S</td> <td style="text-align: center; width: 50%;">N</td> </tr> <tr> <td style="text-align: center;">1♠</td> <td style="text-align: center;">4♦<sup>a</sup></td> </tr> <tr> <td style="text-align: center;">4♥<sup>b</sup></td> <td style="text-align: center;">6♠</td> </tr> <tr> <td colspan="2" style="text-align: center; border-top: 1px solid black; font-size: 0.8em;"> <sup>a</sup> splinter    <sup>b</sup> control         </td> </tr> </table> </td> </tr> </table>	<p>♠ KJ82 ♥ KQ9 ♦ J ♣ AQJ108</p> <table style="margin-left: auto; margin-right: auto; border-collapse: collapse;"> <tr> <td style="border: 1px solid black; padding: 5px; text-align: center;"> <table style="font-size: 0.8em; border-collapse: collapse;"> <tr><td style="padding: 0 5px;">N</td><td style="padding: 0 5px;">E</td></tr> <tr><td style="padding: 0 5px;">W</td><td style="padding: 0 5px;">S</td></tr> </table> </td> <td style="padding: 0 10px;">           ♠ 63 ♥ J764 ♦ KQ109 ♣ 432         </td> </tr> </table>	<table style="font-size: 0.8em; border-collapse: collapse;"> <tr><td style="padding: 0 5px;">N</td><td style="padding: 0 5px;">E</td></tr> <tr><td style="padding: 0 5px;">W</td><td style="padding: 0 5px;">S</td></tr> </table>	N	E	W	S	♠ 63 ♥ J764 ♦ KQ109 ♣ 432	<table style="width: 100%; border-collapse: collapse;"> <tr> <td style="text-align: center; width: 50%;">S</td> <td style="text-align: center; width: 50%;">N</td> </tr> <tr> <td style="text-align: center;">1♠</td> <td style="text-align: center;">4♦<sup>a</sup></td> </tr> <tr> <td style="text-align: center;">4♥<sup>b</sup></td> <td style="text-align: center;">6♠</td> </tr> <tr> <td colspan="2" style="text-align: center; border-top: 1px solid black; font-size: 0.8em;"> <sup>a</sup> splinter    <sup>b</sup> control         </td> </tr> </table>	S	N	1♠	4♦ <sup>a</sup>	4♥ <sup>b</sup>	6♠	<sup>a</sup> splinter <sup>b</sup> control	
<p>♠ KJ82 ♥ KQ9 ♦ J ♣ AQJ108</p> <table style="margin-left: auto; margin-right: auto; border-collapse: collapse;"> <tr> <td style="border: 1px solid black; padding: 5px; text-align: center;"> <table style="font-size: 0.8em; border-collapse: collapse;"> <tr><td style="padding: 0 5px;">N</td><td style="padding: 0 5px;">E</td></tr> <tr><td style="padding: 0 5px;">W</td><td style="padding: 0 5px;">S</td></tr> </table> </td> <td style="padding: 0 10px;">           ♠ 63 ♥ J764 ♦ KQ109 ♣ 432         </td> </tr> </table>	<table style="font-size: 0.8em; border-collapse: collapse;"> <tr><td style="padding: 0 5px;">N</td><td style="padding: 0 5px;">E</td></tr> <tr><td style="padding: 0 5px;">W</td><td style="padding: 0 5px;">S</td></tr> </table>	N	E	W	S	♠ 63 ♥ J764 ♦ KQ109 ♣ 432	<table style="width: 100%; border-collapse: collapse;"> <tr> <td style="text-align: center; width: 50%;">S</td> <td style="text-align: center; width: 50%;">N</td> </tr> <tr> <td style="text-align: center;">1♠</td> <td style="text-align: center;">4♦<sup>a</sup></td> </tr> <tr> <td style="text-align: center;">4♥<sup>b</sup></td> <td style="text-align: center;">6♠</td> </tr> <tr> <td colspan="2" style="text-align: center; border-top: 1px solid black; font-size: 0.8em;"> <sup>a</sup> splinter    <sup>b</sup> control         </td> </tr> </table>	S	N	1♠	4♦ <sup>a</sup>	4♥ <sup>b</sup>	6♠	<sup>a</sup> splinter <sup>b</sup> control			
<table style="font-size: 0.8em; border-collapse: collapse;"> <tr><td style="padding: 0 5px;">N</td><td style="padding: 0 5px;">E</td></tr> <tr><td style="padding: 0 5px;">W</td><td style="padding: 0 5px;">S</td></tr> </table>	N	E	W	S	♠ 63 ♥ J764 ♦ KQ109 ♣ 432												
N	E																
W	S																
S	N																
1♠	4♦ <sup>a</sup>																
4♥ <sup>b</sup>	6♠																
<sup>a</sup> splinter <sup>b</sup> control																	

showNE	File: bidNE																								
<pre> \begin{bidding}!-(\explainit{splinter} \explainit{control}) 1S      &amp; p &amp; 4D\markit &amp; p \ \ 4H\markit &amp; p &amp; 6S      &amp; p \ \ \end{bidding} \showNE+</pre>	<table style="width: 100%; border-collapse: collapse;"> <tr> <td style="width: 50%; vertical-align: top;"> <p>♠ KJ82 ♥ KQ9 ♦ J ♣ AQJ108</p> <table style="margin-left: auto; margin-right: auto; border-collapse: collapse;"> <tr> <td style="border: 1px solid black; padding: 5px; text-align: center;"> <table style="font-size: 0.8em; border-collapse: collapse;"> <tr><td style="padding: 0 5px;">N</td><td style="padding: 0 5px;">E</td></tr> <tr><td style="padding: 0 5px;">W</td><td style="padding: 0 5px;">S</td></tr> </table> </td> <td style="padding: 0 10px;">           ♠ 63 ♥ J764 ♦ KQ109 ♣ 432         </td> </tr> </table> </td> <td style="width: 50%; vertical-align: top; padding-left: 20px;"> <table style="width: 100%; border-collapse: collapse;"> <tr> <td style="text-align: center; width: 25%;">S</td> <td style="text-align: center; width: 25%;">W</td> <td style="text-align: center; width: 25%;">N</td> <td style="text-align: center; width: 25%;">E</td> </tr> <tr> <td style="text-align: center;">1♠</td> <td style="text-align: center;">Pass</td> <td style="text-align: center;">4♦<sup>a</sup></td> <td style="text-align: center;">Pass</td> </tr> <tr> <td style="text-align: center;">4♥<sup>b</sup></td> <td style="text-align: center;">Pass</td> <td style="text-align: center;">6♠</td> <td style="text-align: center;">Pass</td> </tr> <tr> <td colspan="4" style="text-align: center; border-top: 1px solid black; font-size: 0.8em;"> <sup>a</sup> splinter    <sup>b</sup> control         </td> </tr> </table> </td> </tr> </table>	<p>♠ KJ82 ♥ KQ9 ♦ J ♣ AQJ108</p> <table style="margin-left: auto; margin-right: auto; border-collapse: collapse;"> <tr> <td style="border: 1px solid black; padding: 5px; text-align: center;"> <table style="font-size: 0.8em; border-collapse: collapse;"> <tr><td style="padding: 0 5px;">N</td><td style="padding: 0 5px;">E</td></tr> <tr><td style="padding: 0 5px;">W</td><td style="padding: 0 5px;">S</td></tr> </table> </td> <td style="padding: 0 10px;">           ♠ 63 ♥ J764 ♦ KQ109 ♣ 432         </td> </tr> </table>	<table style="font-size: 0.8em; border-collapse: collapse;"> <tr><td style="padding: 0 5px;">N</td><td style="padding: 0 5px;">E</td></tr> <tr><td style="padding: 0 5px;">W</td><td style="padding: 0 5px;">S</td></tr> </table>	N	E	W	S	♠ 63 ♥ J764 ♦ KQ109 ♣ 432	<table style="width: 100%; border-collapse: collapse;"> <tr> <td style="text-align: center; width: 25%;">S</td> <td style="text-align: center; width: 25%;">W</td> <td style="text-align: center; width: 25%;">N</td> <td style="text-align: center; width: 25%;">E</td> </tr> <tr> <td style="text-align: center;">1♠</td> <td style="text-align: center;">Pass</td> <td style="text-align: center;">4♦<sup>a</sup></td> <td style="text-align: center;">Pass</td> </tr> <tr> <td style="text-align: center;">4♥<sup>b</sup></td> <td style="text-align: center;">Pass</td> <td style="text-align: center;">6♠</td> <td style="text-align: center;">Pass</td> </tr> <tr> <td colspan="4" style="text-align: center; border-top: 1px solid black; font-size: 0.8em;"> <sup>a</sup> splinter    <sup>b</sup> control         </td> </tr> </table>	S	W	N	E	1♠	Pass	4♦ <sup>a</sup>	Pass	4♥ <sup>b</sup>	Pass	6♠	Pass	<sup>a</sup> splinter <sup>b</sup> control			
<p>♠ KJ82 ♥ KQ9 ♦ J ♣ AQJ108</p> <table style="margin-left: auto; margin-right: auto; border-collapse: collapse;"> <tr> <td style="border: 1px solid black; padding: 5px; text-align: center;"> <table style="font-size: 0.8em; border-collapse: collapse;"> <tr><td style="padding: 0 5px;">N</td><td style="padding: 0 5px;">E</td></tr> <tr><td style="padding: 0 5px;">W</td><td style="padding: 0 5px;">S</td></tr> </table> </td> <td style="padding: 0 10px;">           ♠ 63 ♥ J764 ♦ KQ109 ♣ 432         </td> </tr> </table>	<table style="font-size: 0.8em; border-collapse: collapse;"> <tr><td style="padding: 0 5px;">N</td><td style="padding: 0 5px;">E</td></tr> <tr><td style="padding: 0 5px;">W</td><td style="padding: 0 5px;">S</td></tr> </table>	N	E	W	S	♠ 63 ♥ J764 ♦ KQ109 ♣ 432	<table style="width: 100%; border-collapse: collapse;"> <tr> <td style="text-align: center; width: 25%;">S</td> <td style="text-align: center; width: 25%;">W</td> <td style="text-align: center; width: 25%;">N</td> <td style="text-align: center; width: 25%;">E</td> </tr> <tr> <td style="text-align: center;">1♠</td> <td style="text-align: center;">Pass</td> <td style="text-align: center;">4♦<sup>a</sup></td> <td style="text-align: center;">Pass</td> </tr> <tr> <td style="text-align: center;">4♥<sup>b</sup></td> <td style="text-align: center;">Pass</td> <td style="text-align: center;">6♠</td> <td style="text-align: center;">Pass</td> </tr> <tr> <td colspan="4" style="text-align: center; border-top: 1px solid black; font-size: 0.8em;"> <sup>a</sup> splinter    <sup>b</sup> control         </td> </tr> </table>	S	W	N	E	1♠	Pass	4♦ <sup>a</sup>	Pass	4♥ <sup>b</sup>	Pass	6♠	Pass	<sup>a</sup> splinter <sup>b</sup> control					
<table style="font-size: 0.8em; border-collapse: collapse;"> <tr><td style="padding: 0 5px;">N</td><td style="padding: 0 5px;">E</td></tr> <tr><td style="padding: 0 5px;">W</td><td style="padding: 0 5px;">S</td></tr> </table>	N	E	W	S	♠ 63 ♥ J764 ♦ KQ109 ♣ 432																				
N	E																								
W	S																								
S	W	N	E																						
1♠	Pass	4♦ <sup>a</sup>	Pass																						
4♥ <sup>b</sup>	Pass	6♠	Pass																						
<sup>a</sup> splinter <sup>b</sup> control																									

showNE centered	File: bidNE																								
<pre> \showNE**</pre>	<table style="width: 100%; border-collapse: collapse;"> <tr> <td style="width: 50%; vertical-align: top;"> <p>♠ KJ82 ♥ KQ9 ♦ J ♣ AQJ108</p> <table style="margin-left: auto; margin-right: auto; border-collapse: collapse;"> <tr> <td style="border: 1px solid black; padding: 5px; text-align: center;"> <table style="font-size: 0.8em; border-collapse: collapse;"> <tr><td style="padding: 0 5px;">N</td><td style="padding: 0 5px;">E</td></tr> <tr><td style="padding: 0 5px;">W</td><td style="padding: 0 5px;">S</td></tr> </table> </td> <td style="padding: 0 10px;">           ♠ 63 ♥ J764 ♦ KQ109 ♣ 432         </td> </tr> </table> </td> <td style="width: 50%; vertical-align: top; padding-left: 20px;"> <table style="width: 100%; border-collapse: collapse;"> <tr> <td style="text-align: center; width: 25%;">S</td> <td style="text-align: center; width: 25%;">W</td> <td style="text-align: center; width: 25%;">N</td> <td style="text-align: center; width: 25%;">E</td> </tr> <tr> <td style="text-align: center;">1♠</td> <td style="text-align: center;">Pass</td> <td style="text-align: center;">4♦<sup>a</sup></td> <td style="text-align: center;">Pass</td> </tr> <tr> <td style="text-align: center;">4♥<sup>b</sup></td> <td style="text-align: center;">Pass</td> <td style="text-align: center;">6♠</td> <td style="text-align: center;">Pass</td> </tr> <tr> <td colspan="4" style="text-align: center; border-top: 1px solid black; font-size: 0.8em;"> <sup>a</sup> splinter    <sup>b</sup> control         </td> </tr> </table> </td> </tr> </table>	<p>♠ KJ82 ♥ KQ9 ♦ J ♣ AQJ108</p> <table style="margin-left: auto; margin-right: auto; border-collapse: collapse;"> <tr> <td style="border: 1px solid black; padding: 5px; text-align: center;"> <table style="font-size: 0.8em; border-collapse: collapse;"> <tr><td style="padding: 0 5px;">N</td><td style="padding: 0 5px;">E</td></tr> <tr><td style="padding: 0 5px;">W</td><td style="padding: 0 5px;">S</td></tr> </table> </td> <td style="padding: 0 10px;">           ♠ 63 ♥ J764 ♦ KQ109 ♣ 432         </td> </tr> </table>	<table style="font-size: 0.8em; border-collapse: collapse;"> <tr><td style="padding: 0 5px;">N</td><td style="padding: 0 5px;">E</td></tr> <tr><td style="padding: 0 5px;">W</td><td style="padding: 0 5px;">S</td></tr> </table>	N	E	W	S	♠ 63 ♥ J764 ♦ KQ109 ♣ 432	<table style="width: 100%; border-collapse: collapse;"> <tr> <td style="text-align: center; width: 25%;">S</td> <td style="text-align: center; width: 25%;">W</td> <td style="text-align: center; width: 25%;">N</td> <td style="text-align: center; width: 25%;">E</td> </tr> <tr> <td style="text-align: center;">1♠</td> <td style="text-align: center;">Pass</td> <td style="text-align: center;">4♦<sup>a</sup></td> <td style="text-align: center;">Pass</td> </tr> <tr> <td style="text-align: center;">4♥<sup>b</sup></td> <td style="text-align: center;">Pass</td> <td style="text-align: center;">6♠</td> <td style="text-align: center;">Pass</td> </tr> <tr> <td colspan="4" style="text-align: center; border-top: 1px solid black; font-size: 0.8em;"> <sup>a</sup> splinter    <sup>b</sup> control         </td> </tr> </table>	S	W	N	E	1♠	Pass	4♦ <sup>a</sup>	Pass	4♥ <sup>b</sup>	Pass	6♠	Pass	<sup>a</sup> splinter <sup>b</sup> control			
<p>♠ KJ82 ♥ KQ9 ♦ J ♣ AQJ108</p> <table style="margin-left: auto; margin-right: auto; border-collapse: collapse;"> <tr> <td style="border: 1px solid black; padding: 5px; text-align: center;"> <table style="font-size: 0.8em; border-collapse: collapse;"> <tr><td style="padding: 0 5px;">N</td><td style="padding: 0 5px;">E</td></tr> <tr><td style="padding: 0 5px;">W</td><td style="padding: 0 5px;">S</td></tr> </table> </td> <td style="padding: 0 10px;">           ♠ 63 ♥ J764 ♦ KQ109 ♣ 432         </td> </tr> </table>	<table style="font-size: 0.8em; border-collapse: collapse;"> <tr><td style="padding: 0 5px;">N</td><td style="padding: 0 5px;">E</td></tr> <tr><td style="padding: 0 5px;">W</td><td style="padding: 0 5px;">S</td></tr> </table>	N	E	W	S	♠ 63 ♥ J764 ♦ KQ109 ♣ 432	<table style="width: 100%; border-collapse: collapse;"> <tr> <td style="text-align: center; width: 25%;">S</td> <td style="text-align: center; width: 25%;">W</td> <td style="text-align: center; width: 25%;">N</td> <td style="text-align: center; width: 25%;">E</td> </tr> <tr> <td style="text-align: center;">1♠</td> <td style="text-align: center;">Pass</td> <td style="text-align: center;">4♦<sup>a</sup></td> <td style="text-align: center;">Pass</td> </tr> <tr> <td style="text-align: center;">4♥<sup>b</sup></td> <td style="text-align: center;">Pass</td> <td style="text-align: center;">6♠</td> <td style="text-align: center;">Pass</td> </tr> <tr> <td colspan="4" style="text-align: center; border-top: 1px solid black; font-size: 0.8em;"> <sup>a</sup> splinter    <sup>b</sup> control         </td> </tr> </table>	S	W	N	E	1♠	Pass	4♦ <sup>a</sup>	Pass	4♥ <sup>b</sup>	Pass	6♠	Pass	<sup>a</sup> splinter <sup>b</sup> control					
<table style="font-size: 0.8em; border-collapse: collapse;"> <tr><td style="padding: 0 5px;">N</td><td style="padding: 0 5px;">E</td></tr> <tr><td style="padding: 0 5px;">W</td><td style="padding: 0 5px;">S</td></tr> </table>	N	E	W	S	♠ 63 ♥ J764 ♦ KQ109 ♣ 432																				
N	E																								
W	S																								
S	W	N	E																						
1♠	Pass	4♦ <sup>a</sup>	Pass																						
4♥ <sup>b</sup>	Pass	6♠	Pass																						
<sup>a</sup> splinter <sup>b</sup> control																									

### 13 bidNW

showNW pair	File: bidNW															
<pre> \northhand{KJ82}{KQ9}{J}{AQJT8} \southhand{AQT95}{A52}{864}{K6} \easthand{63}{J764}{KQT9}{432} \westhand{74}{T83}{A7532}{957} \setdefaults{bidfirst=S} \gamefont{\sffamily\bfseries\Large} \begin{biddingpair}- (\explainit{splinter}) 1S &amp; 4D\markit \ 4H &amp; 6S \ \end{biddingpair} \showNW+                 </pre>	<div style="text-align: right; margin-bottom: 10px;"> <span style="color: blue;">♠</span> K J 8 2  <span style="color: red;">♥</span> K Q 9  <span style="color: orange;">♦</span> J  <span style="color: green;">♣</span> A Q J 10 8                 </div> <div style="display: flex; justify-content: space-between; align-items: flex-start;"> <div style="text-align: left;"> <span style="color: blue;">♠</span> 7 4  <span style="color: red;">♥</span> 10 8 3  <span style="color: orange;">♦</span> A 7 5 3 2  <span style="color: green;">♣</span> 9 5 7                 </div> <div style="border: 1px solid black; padding: 5px; text-align: center; margin-left: 20px;"> <table style="border-collapse: collapse; margin: 0 auto;"> <tr><td></td><td>N</td><td></td></tr> <tr><td>W</td><td></td><td>E</td></tr> <tr><td></td><td>S</td><td></td></tr> </table> </div> </div> <div style="margin-top: 20px; text-align: center;"> <table style="margin: 0 auto; border-collapse: collapse;"> <tr><td style="padding: 0 10px;">South</td><td style="padding: 0 10px;">North</td></tr> <tr><td style="padding: 0 10px;">1<span style="color: blue;">♠</span></td><td style="padding: 0 10px;">4<span style="color: orange;">♦</span><sup>a</sup></td></tr> <tr><td style="padding: 0 10px;">4<span style="color: red;">♥</span></td><td style="padding: 0 10px;">6<span style="color: blue;">♠</span></td></tr> </table> <hr style="width: 50%; margin: 0 auto;"/> <p style="margin: 0 auto;"><sup>a</sup> splinter</p> </div>		N		W		E		S		South	North	1 <span style="color: blue;">♠</span>	4 <span style="color: orange;">♦</span> <sup>a</sup>	4 <span style="color: red;">♥</span>	6 <span style="color: blue;">♠</span>
	N															
W		E														
	S															
South	North															
1 <span style="color: blue;">♠</span>	4 <span style="color: orange;">♦</span> <sup>a</sup>															
4 <span style="color: red;">♥</span>	6 <span style="color: blue;">♠</span>															

showNW pair centered	File: bidNW															
<pre> \showNW*+                 </pre>	<div style="text-align: right; margin-bottom: 10px;"> <span style="color: blue;">♠</span> K J 8 2  <span style="color: red;">♥</span> K Q 9  <span style="color: orange;">♦</span> J  <span style="color: green;">♣</span> A Q J 10 8                 </div> <div style="display: flex; justify-content: space-between; align-items: flex-start;"> <div style="text-align: left;"> <span style="color: blue;">♠</span> 7 4  <span style="color: red;">♥</span> 10 8 3  <span style="color: orange;">♦</span> A 7 5 3 2  <span style="color: green;">♣</span> 9 5 7                 </div> <div style="border: 1px solid black; padding: 5px; text-align: center; margin-left: 20px;"> <table style="border-collapse: collapse; margin: 0 auto;"> <tr><td></td><td>N</td><td></td></tr> <tr><td>W</td><td></td><td>E</td></tr> <tr><td></td><td>S</td><td></td></tr> </table> </div> </div> <div style="margin-top: 20px; text-align: center;"> <table style="margin: 0 auto; border-collapse: collapse;"> <tr><td style="padding: 0 10px;">South</td><td style="padding: 0 10px;">North</td></tr> <tr><td style="padding: 0 10px;">1<span style="color: blue;">♠</span></td><td style="padding: 0 10px;">4<span style="color: orange;">♦</span><sup>a</sup></td></tr> <tr><td style="padding: 0 10px;">4<span style="color: red;">♥</span></td><td style="padding: 0 10px;">6<span style="color: blue;">♠</span></td></tr> </table> <hr style="width: 50%; margin: 0 auto;"/> <p style="margin: 0 auto;"><sup>a</sup> splinter</p> </div>		N		W		E		S		South	North	1 <span style="color: blue;">♠</span>	4 <span style="color: orange;">♦</span> <sup>a</sup>	4 <span style="color: red;">♥</span>	6 <span style="color: blue;">♠</span>
	N															
W		E														
	S															
South	North															
1 <span style="color: blue;">♠</span>	4 <span style="color: orange;">♦</span> <sup>a</sup>															
4 <span style="color: red;">♥</span>	6 <span style="color: blue;">♠</span>															



showNW	File: bidNW																
<pre> \begin{bidding}-(\explainit{splinter} \explainit{control}) 1S      &amp; p &amp; 4D\markit &amp; p \\ 4H\markit &amp; p &amp; 6S      &amp; p \\ \end{bidding} \showNW+                     </pre>	<div style="text-align: right; margin-bottom: 10px;"> <span style="color: blue;">♠</span> K J 8 2  <span style="color: red;">♥</span> K Q 9  <span style="color: orange;">♦</span> J  <span style="color: green;">♣</span> A Q J 10 8                 </div> <div style="display: flex; justify-content: space-between; align-items: flex-start;"> <div style="text-align: right;"> <span style="color: blue;">♠</span> 7 4  <span style="color: red;">♥</span> 10 8 3  <span style="color: orange;">♦</span> A 7 5 3 2  <span style="color: green;">♣</span> 9 5 7                 </div> <div style="border: 1px solid black; padding: 5px; text-align: center; margin-left: 20px;"> <table style="border-collapse: collapse; margin: 0 auto;"> <tr><td style="padding: 2px 5px;">N</td></tr> <tr><td style="padding: 2px 5px;">W</td><td style="padding: 2px 5px;">E</td></tr> <tr><td style="padding: 2px 5px;">S</td></tr> </table> </div> </div> <div style="margin-top: 20px; text-align: center;"> <table style="margin: 0 auto; border-collapse: collapse;"> <thead> <tr> <th style="padding: 5px;">South</th> <th style="padding: 5px;">West</th> <th style="padding: 5px;">North</th> <th style="padding: 5px;">East</th> </tr> </thead> <tbody> <tr> <td style="padding: 5px;">1<span style="color: blue;">♠</span></td> <td style="padding: 5px;">Pass</td> <td style="padding: 5px;">4<span style="color: orange;">♦</span><sup>a</sup></td> <td style="padding: 5px;">Pass</td> </tr> <tr> <td style="padding: 5px;">4<span style="color: red;">♥</span><sup>b</sup></td> <td style="padding: 5px;">Pass</td> <td style="padding: 5px;">6<span style="color: blue;">♠</span></td> <td style="padding: 5px;">Pass</td> </tr> </tbody> </table> <hr style="width: 50%; margin: 5px auto;"/> <p style="margin: 0 auto; font-size: small;"><sup>a</sup> splinter <sup>b</sup> control</p> </div>	N	W	E	S	South	West	North	East	1 <span style="color: blue;">♠</span>	Pass	4 <span style="color: orange;">♦</span> <sup>a</sup>	Pass	4 <span style="color: red;">♥</span> <sup>b</sup>	Pass	6 <span style="color: blue;">♠</span>	Pass
N																	
W	E																
S																	
South	West	North	East														
1 <span style="color: blue;">♠</span>	Pass	4 <span style="color: orange;">♦</span> <sup>a</sup>	Pass														
4 <span style="color: red;">♥</span> <sup>b</sup>	Pass	6 <span style="color: blue;">♠</span>	Pass														

showNW centered	File: bidNW																
<pre> \showNW*+                     </pre>	<div style="text-align: right; margin-bottom: 10px;"> <span style="color: blue;">♠</span> K J 8 2  <span style="color: red;">♥</span> K Q 9  <span style="color: orange;">♦</span> J  <span style="color: green;">♣</span> A Q J 10 8                 </div> <div style="display: flex; justify-content: space-between; align-items: flex-start;"> <div style="text-align: right;"> <span style="color: blue;">♠</span> 7 4  <span style="color: red;">♥</span> 10 8 3  <span style="color: orange;">♦</span> A 7 5 3 2  <span style="color: green;">♣</span> 9 5 7                 </div> <div style="border: 1px solid black; padding: 5px; text-align: center; margin-left: 20px;"> <table style="border-collapse: collapse; margin: 0 auto;"> <tr><td style="padding: 2px 5px;">N</td></tr> <tr><td style="padding: 2px 5px;">W</td><td style="padding: 2px 5px;">E</td></tr> <tr><td style="padding: 2px 5px;">S</td></tr> </table> </div> </div> <div style="margin-top: 20px; text-align: center;"> <table style="margin: 0 auto; border-collapse: collapse;"> <thead> <tr> <th style="padding: 5px;">South</th> <th style="padding: 5px;">West</th> <th style="padding: 5px;">North</th> <th style="padding: 5px;">East</th> </tr> </thead> <tbody> <tr> <td style="padding: 5px;">1<span style="color: blue;">♠</span></td> <td style="padding: 5px;">Pass</td> <td style="padding: 5px;">4<span style="color: orange;">♦</span><sup>a</sup></td> <td style="padding: 5px;">Pass</td> </tr> <tr> <td style="padding: 5px;">4<span style="color: red;">♥</span><sup>b</sup></td> <td style="padding: 5px;">Pass</td> <td style="padding: 5px;">6<span style="color: blue;">♠</span></td> <td style="padding: 5px;">Pass</td> </tr> </tbody> </table> <hr style="width: 50%; margin: 5px auto;"/> <p style="margin: 0 auto; font-size: small;"><sup>a</sup> splinter <sup>b</sup> control</p> </div>	N	W	E	S	South	West	North	East	1 <span style="color: blue;">♠</span>	Pass	4 <span style="color: orange;">♦</span> <sup>a</sup>	Pass	4 <span style="color: red;">♥</span> <sup>b</sup>	Pass	6 <span style="color: blue;">♠</span>	Pass
N																	
W	E																
S																	
South	West	North	East														
1 <span style="color: blue;">♠</span>	Pass	4 <span style="color: orange;">♦</span> <sup>a</sup>	Pass														
4 <span style="color: red;">♥</span> <sup>b</sup>	Pass	6 <span style="color: blue;">♠</span>	Pass														

## 14 Legends

In this section we will investigate how we can add certain annotations to card diagrams. We start with `\newgame` and `\resetfonts` in order to ‘forget the past’.

With `\dealer` one can denote which player is the dealer and with `\vulner` which side is vulnerable. This data is stored and with `\dealertext` (or `\vulnerertext`) one can retrieve it. The macros `\leftupper` (and also the `right-` and the `lower-` versions) puts its 3 arguments, each on its own line, in the diagram. If you wonder why we use the command `\by` instead the text `by` in `\rightupper`: `\by` gets automatically translated into the active language.

If you look at the diagram, you will notice that the *left-* and *right-*annotations can extend to the left of the **West** hand and the right of the **East** hand.

Annotations	File: Legends
<pre> \newgame\resetfonts \northhand{AK43}{AJ98}{AQJ}{54} \southhand{87}{QT5}{8432}{K986} \easthand{JT6}{764}{KT9}{JT32} \westhand{Q952}{K32}{765}{AQ7} \dealer[\east]\vulner[\eastwest] \leftupper{\dealertext}{\vulnerertext} \rightlower{\lead: \Di 7}{} \rightupper{\contract: 3\,\NT}{\by \south}{} \showAll                     </pre>	<div style="display: flex; justify-content: space-between;"> <div style="width: 45%;"> <p>Dealer: East</p> <p>Vulnerable: East–West</p> </div> <div style="width: 50%;"> <p>♠ AK43 Contract: 3 NT</p> <p>♥ AJ98 by South</p> <p>♦ AQJ</p> <p>♣ 54</p> </div> </div> <div style="display: flex; justify-content: space-between; margin-top: 10px;"> <div style="width: 45%;"> <p>♠ Q952</p> <p>♥ K32</p> <p>♦ 765</p> <p>♣ AQ7</p> </div> <div style="width: 10%; text-align: center;"> </div> <div style="width: 45%;"> <p>♠ J106</p> <p>♥ 764</p> <p>♦ K109</p> <p>♣ J1032</p> </div> </div> <div style="margin-top: 10px;"> <p>♠ 87</p> <p>♥ Q105</p> <p>♦ 8432 Lead: ♦7</p> <p>♣ K986</p> </div>

In the next example we show all possible annotations. Here you can see that the `\upper`-versions align the text with the topline, whereas the `\lower`-versions align with the bottomline. Because the legendfont can differ from the gamefont and the rows in a hand get some extra space, the legend lines will normally not align with the rows of a hand.

We can add an offset (as shown in section showAll) to the **West** hand in order to make the hand align to the left with the left-upper legend. But this enlarges the gap between the **West** hand and the compass. It is perhaps better to have only very short legends. But it is up to you to decide that.

Legends: full overview	File: Legends
<pre> \leftupper{LUp:Line 1}{and line2}{last Line} \rightupper{RUp:Line 1}{and line2}{last   Line} \leftlower{LLo:Line 1}{and line2}{last Line} \rightlower{RLo:Line 1}{and line2}{last   Line} \headlinetext{Here you put some   headtext\ldots\par on 2 lines} \footlinetext{\ldots here goes foottext} \showAll                     </pre>	<p>Here you put some headtext... on 2 lines</p> <div style="display: flex; justify-content: space-between;"> <div style="width: 45%;"> <p>LUp:Line 1</p> <p>and line2</p> <p>last Line</p> </div> <div style="width: 50%;"> <p>♠ AK43 RUp:Line 1</p> <p>♥ AJ98 and line2</p> <p>♦ AQJ last Line</p> <p>♣ 54</p> </div> </div> <div style="display: flex; justify-content: space-between; margin-top: 10px;"> <div style="width: 45%;"> <p>♠ Q952</p> <p>♥ K32</p> <p>♦ 765</p> <p>♣ AQ7</p> </div> <div style="width: 10%; text-align: center;"> </div> <div style="width: 45%;"> <p>♠ J106</p> <p>♥ 764</p> <p>♦ K109</p> <p>♣ J1032</p> </div> </div> <div style="margin-top: 10px;"> <p>LLo:Line 1</p> <p>and line2</p> <p>last Line</p> </div> <div style="margin-top: 10px;"> <p>♠ 87</p> <p>♥ Q105</p> <p>♦ 8432 and line2</p> <p>♣ K986 last Line</p> </div> <p>... here goes foottext</p>

The next examples show which legends are output/suppressed for the other card diagrams. Note also that the *head/foot*-linetext does not extend beyond the width of the diagram, and can get real narrow when only the **N-S**-hands are shown. In that case it might be better to put a `\raggedright` in. If you do so, then don't forget to `\protect` it.

Legends for: North–South: may need <i>raggedright</i>	File: Legends
<pre> \showNS  \hrulefill  \headlinetext{\protect\raggedright Here you   put some headtext\ldots\par on 2 lines} \footlinetext{\protect\raggedright \ldots   here goes foottext} \showNS         </pre>	<p>Here you put some head- text... on 2 lines ♠ AK43 ♥ AJ98 ♦ AQJ ♣ 54</p> <div style="border: 1px solid black; width: 40px; height: 40px; margin: 5px auto; display: flex; flex-direction: column; align-items: center; justify-content: center;"> <span style="font-size: 8px;">N</span>  <span style="font-size: 8px;">W   E</span>  <span style="font-size: 8px;">S</span> </div> <p>♠ 87 ♥ Q105 ♦ 8432 ♣ K986 ... here goes foottext</p> <hr style="border: 0.5px solid black;"/> <p>Here you put some head- text... on 2 lines ♠ AK43 ♥ AJ98 ♦ AQJ ♣ 54</p> <div style="border: 1px solid black; width: 40px; height: 40px; margin: 5px auto; display: flex; flex-direction: column; align-items: center; justify-content: center;"> <span style="font-size: 8px;">N</span>  <span style="font-size: 8px;">W   E</span>  <span style="font-size: 8px;">S</span> </div> <p>♠ 87 ♥ Q105 ♦ 8432 ♣ K986 ... here goes foottext</p>

Legends: North-East, North-West, East-West	File: Legends																																																							
<pre> \showNE \hrulefill \showNW \hrulefill \showEW                     </pre>	<p>Here you put some headtext...</p> <p>on 2 lines</p> <p>♠ AK43RUp:Line 1 ♥ AJ98 and line2 ♦ AQJ last Line ♣ 54</p> <table style="border: 1px solid black; margin: 10px auto; text-align: center; width: 40px; height: 40px;"> <tr><td></td><td>N</td><td></td></tr> <tr><td>W</td><td></td><td>E</td></tr> <tr><td></td><td>S</td><td></td></tr> </table> <p>♠ J106 ♥ 764 ♦ K109 ♣ J1032</p> <p>... here goes foottext</p> <hr/> <p>Here you put some headtext...</p> <p>on 2 lines</p> <p><b>LU</b>Up:Line 1 ♠ AK 43 and line2 ♥ AJ 98 last Line ♦ AQ J ♣ 54</p> <table style="margin: 10px auto; text-align: center;"> <tr><td>♠ Q952</td><td></td><td></td></tr> <tr><td>♥ K32</td><td></td><td></td></tr> <tr><td>♦ 765</td><td></td><td></td></tr> <tr><td>♣ AQ7</td><td></td><td></td></tr> </table> <table style="border: 1px solid black; margin: 10px auto; text-align: center; width: 40px; height: 40px;"> <tr><td></td><td>N</td><td></td></tr> <tr><td>W</td><td></td><td>E</td></tr> <tr><td></td><td>S</td><td></td></tr> </table> <p>... here goes foottext</p> <hr/> <p>Here you put some headtext...</p> <p>on 2 lines</p> <table style="margin: 10px auto; text-align: center;"> <tr><td>♠ Q952</td><td></td><td></td><td>♠ J106</td></tr> <tr><td>♥ K32</td><td></td><td></td><td>♥ 764</td></tr> <tr><td>♦ 765</td><td></td><td></td><td>♦ K109</td></tr> <tr><td>♣ AQ7</td><td></td><td></td><td>♣ J1032</td></tr> </table> <table style="border: 1px solid black; margin: 10px auto; text-align: center; width: 40px; height: 40px;"> <tr><td></td><td>N</td><td></td></tr> <tr><td>W</td><td></td><td>E</td></tr> <tr><td></td><td>S</td><td></td></tr> </table> <p>... here goes foottext</p>		N		W		E		S		♠ Q952			♥ K32			♦ 765			♣ AQ7				N		W		E		S		♠ Q952			♠ J106	♥ K32			♥ 764	♦ 765			♦ K109	♣ AQ7			♣ J1032		N		W		E		S	
	N																																																							
W		E																																																						
	S																																																							
♠ Q952																																																								
♥ K32																																																								
♦ 765																																																								
♣ AQ7																																																								
	N																																																							
W		E																																																						
	S																																																							
♠ Q952			♠ J106																																																					
♥ K32			♥ 764																																																					
♦ 765			♦ K109																																																					
♣ AQ7			♣ J1032																																																					
	N																																																							
W		E																																																						
	S																																																							

## 15 Wrapping

The package **ONEDOWN** renounces to implement so called *hanging hands*. To achieve such you will have to use external means, e.g. the package **wrapfig**. The advantage of an external package is that 1) you can wrap anything you like and 2) you have more control over the result. Here follow some examples to show how to do that.

You need a new paragraph before the **wrapfig** stuff. For details, refer to the documentation of the package **wrapfig**.

### Wrapping a hand

File: Wrapping

```
\blindtext

\begin{wraptable}{1}{0cm}% nat. width
\hand!{AQ852}{AKQ3}{-}{AQKJ}
\end{wraptable}
\blindtext
```

Hello, here is some text without a meaning. This text should show what a printed text will look like at this place. If you read this text, you will get no information. Really? Is there no information? Is there a difference between this text and some nonsense like “Huardest gefburn”? Kjift – not at all! A blind text like this gives you information about the selected font, how the letters are written and an impression of the look. This text should contain all letters of the alphabet and it should be written in of the original language. There is no need for special content, but the length of words should match the language.

♠ AQ852  
♥ AKQ3  
♦ –  
♣ AQKJ

Hello, here is some text without a meaning. This text should show what a printed text will look like at this place. If you read this text, you will get no information. Really? Is there no information? Is there a difference between this text and some nonsense like “Huardest gefburn”? Kjift – not at all! A blind text like this gives you information about the selected font, how the letters are written and an impression of the look. This text should contain all letters of the alphabet and it should be written in of the original language. There is no need for special content, but the length of words should match the language.

## Wrapping a bidding table

File: Wrapping

```

\blindtext

\begin{wrraptable}{1}{0cm}% nat. width
\begin{biddingpair}
1S & 3S \\
4S & 5S \\
6S & p \\
\end{biddingpair}
\end{wrraptable}
\blindtext

```

Hello, here is some text without a meaning. This text should show what a printed text will look like at this place. If you read this text, you will get no information. Really? Is there no information? Is there a difference between this text and some nonsense like “Huardest gefburn”? Kjift – not at all! A blind text like this gives you information about the selected font, how the letters are written and an impression of the look. This text should contain all letters of the alphabet and it should be written in of the original language. There is no need for special content, but the length of words should match the language.

West	East	Hello, here is some text without a meaning. This text should show what a printed text will look like at this place. If you read this text, you will get no information. Really? Is there no information? Is there a difference between this text and some nonsense like “Huardest gefburn”? Kjift – not at all! A blind text like this gives you information about the selected font, how the letters are written and an impression of the look. This text should contain all letters of the alphabet and it should be written in of the original language. There is no need for special content, but the length of words should match the language.
<b>1♠</b>	<b>3♠</b>	
<b>4♠</b>	<b>5♠</b>	
<b>6♠</b>	<b>Pass</b>	

With a small diagram there is enough space for the wrapped text.

### Wrapping a card diagram

File: Wrapping

```
\newgame
\blindtext

\begin{wraptable}{1}{0cm}% nat. width
\gamefont{\sffamily\bfseries\footnotesize}
\northhand{AQ92}{873}{A54}{752}
\southhand{J7543}{Q42}{63}{AKQ}
\showNS
\end{wraptable}
\blindtext
```

Hello, here is some text without a meaning. This text should show what a printed text will look like at this place. If you read this text, you will get no information. Really? Is there no information? Is there a difference between this text and some nonsense like “Huardest gefburn”? Kjift – not at all! A blind text like this gives you information about the selected font, how the letters are written and an impression of the look. This text should contain all letters of the alphabet and it should be written in of the original language. There is no need for special content, but the length of words should match the language.

♠ AQ92  
♥ 873  
♦ A54  
♣ 752



♠ J7543  
♥ Q42  
♦ 63  
♣ AKQ

Hello, here is some text without a meaning. This text should show what a printed text will look like at this place. If you read this text, you will get no information. Really? Is there no information? Is there a difference between this text and some nonsense like “Huardest gefburn”? Kjift – not at all! A blind text like this gives you information about the selected font, how the letters are written and an impression of the look. This text should contain all letters of the alphabet and it should be written in of the original language. There is no need for special content, but the length of words should match the language.

With real big diagrams there is not enough space for the wrapped text.

### Show wrapping of hands, Large size

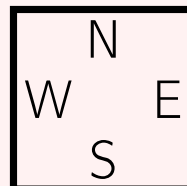
File: Wrapping

Hello, here is some text without a meaning. This text should show what a printed text will look like at this place. If you read this text, you will get no information.

```
\newgame
\resetfonts
\begin{wraptable}{1}{0cm}% nat. width
\northhand{AQ92}{873}{A54}{752}
\southhand{J7543}{Q42}{63}{AKQ}
\gamefont{\sffamily\bfseries\scafont{2.5}}
\showNS
\end{wraptable}
\blindtext
```

Hello, here is some text without a meaning. This text should show what a printed text will look like at this place. If you read this text, you will get no information.

♠ AQ92  
♥ 873  
♦ A54  
♣ 752



♠ J7543  
♥ Q42  
♦ 63  
♣ AKQ

Hello, here is some text without a meaning. This text should show what a printed text will look like at this place. If you read this text, you will get no information. Really? Is there no information? Is there a difference between this text and some nonsense like “Huardest gef-burn”? Kjift – not at all! A blind text like this gives you information about the selected font, how the letters are written and an impression of the look. This text should contain all letters of the

alphabet and it should be written in of the original language. There is no need for special content, but the length of words should match the language.



With `\raggedright` or `RaggedRight` from package `ragged2e` it looks much better.

### Same, with `RaggedRight`

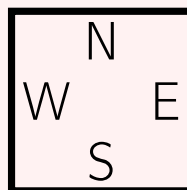
File: Wrapping

```
\RaggedRight
Hello, here is some text without
a meaning. This text should show
what a printed text will look
like at this place. If you read
this text, you will get no
information.

\begin{wrraptable}{1}{0cm}% nat. width
\showNS
\end{wrraptable}
\blindtext
```

Hello, here is some text without a meaning. This text should show what a printed text will look like at this place. If you read this text, you will get no information.

♠ AQ92  
♥ 873  
♦ A54  
♣ 752



♠ J7543  
♥ Q42  
♦ 63  
♣ AKQ

Hello, here is some text without a meaning. This text should show what a printed text will look like at this place. If you read this text, you will get no information. Really? Is there no information? Is there a difference between this text and some nonsense like “Huardest gefburn”? Kjift – not at all! A blind text like this gives you information about the selected font, how the letters are written and an impression of the look. This text should contain all letters of the alphabet and it should be written in of the original language.

There is no need for special content, but the length of words should match the language.

## 16 Play

Here we show the playing tricks diagram. For the user, the environment `play` is like a 4 column table. Its mandatory argument denotes the player with the opening lead. With the optional argument the user can specify the trump suit. The default is N for **NT**. All leads must have a suit, although this is not checked by **ONEDOWN**. If a suit is followed, you don't have to repeat the suit: a rank suffices to specify the card. Of course at discards or when ruffed, the suit must be entered too.

The `play` diagram has a special feature: it knows which player wins the trick and thus 1) you do not have to specify who has the lead, except of course the opening lead, and 2) it calculates (and displays) the tricks won by each side.

Playing tricks table. Trump is ♠						File: Play					
<pre>\newgame\resetfonts \begin{play}{W}[C]   H3 &amp; 4 &amp; &amp; K &amp; 6 &amp; \\   C3 &amp; 5 &amp; &amp; Q &amp; 2 &amp; \\   H5 &amp; 2 &amp; &amp; A &amp; 8 &amp; \\   C7 &amp; D9 &amp; &amp; J &amp; K &amp; \\   S3 &amp; 4 &amp; &amp; Q &amp; 6 &amp; \\   SA &amp; C4 &amp; &amp; 2 &amp; T &amp; \\ \end{play}</pre>											
Nº	Lead	2nd	3rd	4th	N S	E W					
1	W: ♥3	4	K	6	0	1					
2	E: ♣3	5	Q	2	0	2					
3	W: ♥5	2	A	8	0	3					
4	E: ♣7	♦9	J	K	1	3					
5	N: ♠3	4	Q	6	2	3					
6	S: ♠A	♣4	2	10	2	4					

It is possible to use either the shorthands (C, D, H, S) for the suits as well as the code (e.g. `\C1` itself, as you can see here. Refer to Bidding examples for further details.

In the environment `play` the consistency of the cards played is checked. As an example the error about card ♥5 (occurring 2× in the same trick) is reported.

Same, but with suit commands						File: Play					
<pre>\begin{play}{W}[C]   \He3 &amp; 4 &amp; &amp; K &amp; 6 &amp; \\   \C13 &amp; 5 &amp; &amp; Q &amp; 2 &amp; \\   \He5 &amp; 5 &amp; &amp; A &amp; 8 &amp; \\   \C17 &amp; \Di9 &amp; &amp; J &amp; K &amp; \\   \Sp3 &amp; 4 &amp; &amp; Q &amp; 6 &amp; \\   \Sp A &amp; K &amp; &amp; 2 &amp; T &amp; \\ \end{play}</pre>											
<b>Error: Card ♥5 occurs 2 times</b>											
Nº	Lead	2nd	3rd	4th	N S	E W					
1	W: ♥3	4	K	6	0	1					
2	E: ♣3	5	Q	2	0	2					
3	W: ♥5	5	A	8	0	3					
4	E: ♣7	♦9	J	K	1	3					
5	N: ♠3	4	Q	6	2	3					
6	S: ♠A	K	2	10	3	3					

In the next example for a **NT** contract, we have changed the language. Here the double occurrence of ♣6 in two different tricks is shown.

Playing tricks table for NT in Dutch						File: Play					
<pre>\begin{otherlanguage}{dutch} \begin{play}{W}   C3 &amp; Q &amp; &amp; K &amp; 2 &amp; \\   SJ &amp; A &amp; &amp; 4 &amp; 2 &amp; \\   C4 &amp; 6 &amp; &amp; T &amp; 5 &amp; \\   CA &amp; ST &amp; &amp; 6 &amp; 9 &amp; \\   C7 &amp; HT &amp; &amp; D5 &amp; S5 &amp; \\   D2 &amp; T &amp; &amp; 3 &amp; 4 &amp; \\ \end{play} \end{otherlanguage}</pre>											
<b>Error: Card ♣6 occurs 2 times</b>											
Nº	Uitk.	2de	3de	4de	N Z	O W					
1	W: ♣3	V	H	2	0	1					
2	O: ♠B	A	4	2	1	1					
3	Z: ♣4	6	10	5	2	1					
4	N: ♣A	♠10	6	9	3	1					
5	N: ♣7	♥10	♦5	♠5	4	1					
6	N: ♦2	10	3	4	4	2					

The same table in German					File: Play																																																		
<pre> \begin{otherlanguage}{german} \begin{play}{W} C3 &amp; Q &amp; K &amp; 2 &amp; \\\ SJ &amp; A &amp; 4 &amp; 2 &amp; \\\ C4 &amp; 6 &amp; T &amp; 5 &amp; \\\ CA &amp; ST &amp; 6 &amp; 9 &amp; \\\ C7 &amp; HT &amp; D5 &amp; S5 &amp; \\\ D2 &amp; T &amp; 3 &amp; 4 &amp; \\\ \end{play} \end{otherlanguage}                 </pre>					<p style="color: red; font-weight: bold;">Error: Card ♣6 occurs 2 times</p> <table border="1" style="width: 100%; border-collapse: collapse; text-align: center;"> <thead> <tr> <th style="border-bottom: 1px solid black;">№</th> <th style="border-bottom: 1px solid black;">Aussp.</th> <th style="border-bottom: 1px solid black;">2.</th> <th style="border-bottom: 1px solid black;">3.</th> <th style="border-bottom: 1px solid black;">4.</th> <th style="border-bottom: 1px solid black;">N S</th> <th style="border-bottom: 1px solid black;">O W</th> </tr> </thead> <tbody> <tr> <td>1</td> <td>W: ♣3</td> <td>D</td> <td>K</td> <td>2</td> <td>0</td> <td>1</td> </tr> <tr> <td>2</td> <td>O: ♠B</td> <td>A</td> <td>4</td> <td>2</td> <td>1</td> <td>1</td> </tr> <tr> <td>3</td> <td>S: ♣4</td> <td>6</td> <td>10</td> <td>5</td> <td>2</td> <td>1</td> </tr> <tr> <td>4</td> <td>N: ♣A</td> <td>♠10</td> <td>6</td> <td>9</td> <td>3</td> <td>1</td> </tr> <tr> <td>5</td> <td>N: ♣7</td> <td>♥10</td> <td>♦5</td> <td>♠5</td> <td>4</td> <td>1</td> </tr> <tr> <td>6</td> <td>N: ♦2</td> <td>10</td> <td>3</td> <td>4</td> <td>4</td> <td>2</td> </tr> </tbody> </table>		№	Aussp.	2.	3.	4.	N S	O W	1	W: ♣3	D	K	2	0	1	2	O: ♠B	A	4	2	1	1	3	S: ♣4	6	10	5	2	1	4	N: ♣A	♠10	6	9	3	1	5	N: ♣7	♥10	♦5	♠5	4	1	6	N: ♦2	10	3	4	4	2
№	Aussp.	2.	3.	4.	N S	O W																																																	
1	W: ♣3	D	K	2	0	1																																																	
2	O: ♠B	A	4	2	1	1																																																	
3	S: ♣4	6	10	5	2	1																																																	
4	N: ♣A	♠10	6	9	3	1																																																	
5	N: ♣7	♥10	♦5	♠5	4	1																																																	
6	N: ♦2	10	3	4	4	2																																																	

## 17 ExpertQuiz

A special feature of **ONEDOWN** is the so called **expertquiz**. It essentially displays a hand with a (partial) bidding sequence. The reader has to guess the best next bid with respect to the hand and the bidding so far. The different answers are rewarded with points.

Observe the token '-' in `\hand-` and `\begin{bidding}`- that suppresses the output.

With the optional argument we add some extra information to the quiz.

expertquiz	File: ExpertQuiz																									
<pre> \newgame\setdefaults{bidfirst=W} \dealer[\east]\vulner[\eastwest] \hand!-{Q952}{K32}{765}{AQ7} \begin{bidding}-(\explainit{gameforcing} \explainit{natural, 6-card})% &amp; &amp; 2D\markit &amp; 2H\markit \\ p &amp; 3H &amp; 4D &amp; &amp; p \\ ? \\ \end{bidding} \expertquiz[Team: \dealertext, \vnulnertext]{% 4\He= 10, 4\Sp= 7, 6\Di= 4, 4\NT/5\NT= 3, 5\Di=~1 }                 </pre>	<p>Team: Dealer: East, Vulnerable: East–West</p> <table style="margin-left: auto; margin-right: auto;"> <thead> <tr> <th></th> <th>West</th> <th>North</th> <th>East</th> <th>South</th> </tr> </thead> <tbody> <tr> <td>♠ Q 9 5 2</td> <td></td> <td></td> <td>2♦<sup>a</sup></td> <td>2♥<sup>b</sup></td> </tr> <tr> <td>♥ K 3 2</td> <td>Pass</td> <td>3♥</td> <td>4♦</td> <td>Pass</td> </tr> <tr> <td>♦ 7 6 5</td> <td></td> <td></td> <td>?</td> <td></td> </tr> <tr> <td>♣ A Q 7</td> <td></td> <td></td> <td></td> <td></td> </tr> </tbody> </table> <p style="text-align: center;"> <small><sup>a</sup> gameforcing <sup>b</sup> natural, 6-card</small> </p> <p>Award: 4♥= 10, 4♠= 7, 6♦= 4, 4NT/5NT= 3, 5♦= 1</p>		West	North	East	South	♠ Q 9 5 2			2♦ <sup>a</sup>	2♥ <sup>b</sup>	♥ K 3 2	Pass	3♥	4♦	Pass	♦ 7 6 5			?		♣ A Q 7				
	West	North	East	South																						
♠ Q 9 5 2			2♦ <sup>a</sup>	2♥ <sup>b</sup>																						
♥ K 3 2	Pass	3♥	4♦	Pass																						
♦ 7 6 5			?																							
♣ A Q 7																										

Here we show the same quiz, but the layout resembles the one used by the DBV<sup>1</sup> in their monthly, called *Bridge Magazin*. We get this special layout by using the token '!'. Of course we set it in the German language.

expert quiz a la DBV	File: ExpertQuiz																																								
<pre> \begin{otherlanguage}{german} \expertquiz![Team: \dealertext, \vnulnertext]{% 4\He= 10, 4\Sp= 7, 6\Di= 4, 4\NT/5\NT= 3, 5\Di= 1 } \end{otherlanguage}                 </pre>	<p>Team: Teiler: Ost, Gefahr: Ost–West</p> <table style="margin-left: auto; margin-right: auto;"> <tbody> <tr> <td>♠ Q 9 5 2</td> <td></td> <td></td> <td></td> <td></td> </tr> <tr> <td>♥ K 3 2</td> <td></td> <td></td> <td></td> <td></td> </tr> <tr> <td>♦ 7 6 5</td> <td></td> <td></td> <td></td> <td></td> </tr> <tr> <td>♣ A Q 7</td> <td></td> <td></td> <td></td> <td></td> </tr> <tr> <td>West</td> <td>North</td> <td>East</td> <td>South</td> <td></td> </tr> <tr> <td></td> <td></td> <td>2♦<sup>a</sup></td> <td>2♥<sup>b</sup></td> <td></td> </tr> <tr> <td>Pass</td> <td>3♥</td> <td>4♦</td> <td>Pass</td> <td></td> </tr> <tr> <td></td> <td></td> <td></td> <td></td> <td>?</td> </tr> </tbody> </table> <p style="text-align: center;"> <small><sup>a</sup> gameforcing <sup>b</sup> natural, 6-card</small> </p> <p>Bewertung: 4♥= 10, 4♠= 7, 6♦= 4, 4SA/5SA= 3, 5♦= 1</p>	♠ Q 9 5 2					♥ K 3 2					♦ 7 6 5					♣ A Q 7					West	North	East	South				2♦ <sup>a</sup>	2♥ <sup>b</sup>		Pass	3♥	4♦	Pass						?
♠ Q 9 5 2																																									
♥ K 3 2																																									
♦ 7 6 5																																									
♣ A Q 7																																									
West	North	East	South																																						
		2♦ <sup>a</sup>	2♥ <sup>b</sup>																																						
Pass	3♥	4♦	Pass																																						
				?																																					

<sup>1</sup>German Bridge League

## 18 Languages

As a demonstration of the multilingual features of the **ONEDOWN** package we show a diagram with turkish annotations.

Note:

Due to an quirk in the babel implementation of the turkish and some other language, you must either call `\shorthandoff{=}` after loading the language, or load it with e.g.

`\usepackage[turkish,shorthands=]{babel}`.

Refer to the **ONEDOWN** manual for details.

Languages (Turkish)	File: Languages						
<pre> \boardnr{32} \northhand{AK43}{AJ98}{AQJ8}{4} \southhand{87}{QT5}{432}{K9865} \easthand{JT6}{764}{KT9}{JT32} \westhand{Q952}{K32}{765}{AQ7} \leftupper{\boardtext*}%   {\dealertext}{\vulnertext} \rightupper[1ex]{\contract: }%   {3\, \NT}{\by \south} \rightlower[1ex]{\lead: \Di 7}{-}{-} \begin{otherlanguage}{turkish} \showAll* \end{otherlanguage} </pre>	<p>Oyun Tahtası: 32 ♠ AP43 Kontrat:</p> <p>Dağıtan: B ♥ AV98 3 SA</p> <p>Zonda: D-B ♦ AKV8 tarafından Güney</p> <p style="text-align: center;">♣ 4</p> <table style="width: 100%; border: none;"> <tr> <td style="width: 50%; vertical-align: top;">                 ♠ K952                  ♥ P32                  ♦ 765                  ♣ AK7             </td> <td style="width: 10%; text-align: center; vertical-align: middle;"> <table border="1" style="border-collapse: collapse; width: 40px; height: 40px; margin: auto;"> <tr><td style="text-align: center;">K</td></tr> <tr><td style="text-align: center;">B D</td></tr> <tr><td style="text-align: center;">G</td></tr> </table> </td> <td style="width: 50%; vertical-align: top;">                 ♠ V106                  ♥ 764                  ♦ P109                  ♣ V1032             </td> </tr> </table> <p style="text-align: center;">♠ 87                  ♥ K105 Atak: ♦7                  ♦ 432                  ♣ P9865</p>	♠ K952 ♥ P32 ♦ 765 ♣ AK7	<table border="1" style="border-collapse: collapse; width: 40px; height: 40px; margin: auto;"> <tr><td style="text-align: center;">K</td></tr> <tr><td style="text-align: center;">B D</td></tr> <tr><td style="text-align: center;">G</td></tr> </table>	K	B D	G	♠ V106 ♥ 764 ♦ P109 ♣ V1032
♠ K952 ♥ P32 ♦ 765 ♣ AK7	<table border="1" style="border-collapse: collapse; width: 40px; height: 40px; margin: auto;"> <tr><td style="text-align: center;">K</td></tr> <tr><td style="text-align: center;">B D</td></tr> <tr><td style="text-align: center;">G</td></tr> </table>	K	B D	G	♠ V106 ♥ 764 ♦ P109 ♣ V1032		
K							
B D							
G							

Here we switch to the Norwegian language. As we use the same settings for the diagram, we simply call `\showAll` to display it, after we changed the language. The Jack is coded with Kn rather than J, so the hand is now closer to the right upper legend. (We already discussed ways to solve this!)

Languages (Norwegian)	File: Languages						
<pre> \begin{otherlanguage}{norsk} \showAll* \end{otherlanguage} </pre>	<p>Spill: 32 ♠ EK43 Kontrakt:</p> <p>Giver: V ♥ EKn98 3 NT</p> <p>Sone: Ø-V ♦ EDKn8 ved Syd</p> <p style="text-align: center;">♣ 4</p> <table style="width: 100%; border: none;"> <tr> <td style="width: 50%; vertical-align: top;">                 ♠ D952                  ♥ K32                  ♦ 765                  ♣ ED7             </td> <td style="width: 10%; text-align: center; vertical-align: middle;"> <table border="1" style="border-collapse: collapse; width: 40px; height: 40px; margin: auto;"> <tr><td style="text-align: center;">N</td></tr> <tr><td style="text-align: center;">V Ø</td></tr> <tr><td style="text-align: center;">S</td></tr> </table> </td> <td style="width: 50%; vertical-align: top;">                 ♠ Kn106                  ♥ 764                  ♦ K109                  ♣ Kn1032             </td> </tr> </table> <p style="text-align: center;">♠ 87                  ♥ D105 Utspill: ♦7                  ♦ 432                  ♣ K9865</p>	♠ D952 ♥ K32 ♦ 765 ♣ ED7	<table border="1" style="border-collapse: collapse; width: 40px; height: 40px; margin: auto;"> <tr><td style="text-align: center;">N</td></tr> <tr><td style="text-align: center;">V Ø</td></tr> <tr><td style="text-align: center;">S</td></tr> </table>	N	V Ø	S	♠ Kn106 ♥ 764 ♦ K109 ♣ Kn1032
♠ D952 ♥ K32 ♦ 765 ♣ ED7	<table border="1" style="border-collapse: collapse; width: 40px; height: 40px; margin: auto;"> <tr><td style="text-align: center;">N</td></tr> <tr><td style="text-align: center;">V Ø</td></tr> <tr><td style="text-align: center;">S</td></tr> </table>	N	V Ø	S	♠ Kn106 ♥ 764 ♦ K109 ♣ Kn1032		
N							
V Ø							
S							

## 19 Compass

Here we show the 16 possible combinations of dealership and vulnerability. We use the default colors=2 (black & red) and so the vulners appear in red. The command \CP is defined in the preamble.

### The 16 combinations of dealer/vulner

File: Compass

```
\centering
\setdefaults{compsize=1.3,compmid=\boardtext}
\begin{tabular}{|l|l|l|}
\forloop{Nr}{1}{\value{Nr} < 9}{%
  \boardnr{\theNr} \theNr: \dealertext\vulnertext & \CP &%
  \setcounter{Tmp}{8 + \theNr}%
  \boardnr{\theTmp} \theTmp: \dealertext\vulnertext & \CP \\
}
\end{tabular}
```

1: Dealer: N Vulnerable: None

N
W 1 E
S

9: Dealer: N Vulnerable: E-W

N
W 9 E
S

2: Dealer: E Vulnerable: N-S

N
W 2 E
S

10: Dealer: E Vulnerable: All

N
W 10 E
S

3: Dealer: S Vulnerable: E-W

N
W 3 E
S

11: Dealer: S Vulnerable: None

N
W 11 E
S

4: Dealer: W Vulnerable: All

N
W 4 E
S

12: Dealer: W Vulnerable: N-S

N
W 12 E
S

5: Dealer: N Vulnerable: N-S

N
W 5 E
S

13: Dealer: N Vulnerable: All

N
W 13 E
S

6: Dealer: E Vulnerable: E-W

N
W 6 E
S

14: Dealer: E Vulnerable: None

N
W 14 E
S

7: Dealer: S Vulnerable: All

N
W 7 E
S

15: Dealer: S Vulnerable: N-S

N
W 15 E
S

8: Dealer: W Vulnerable: None

N
W 8 E
S

16: Dealer: W Vulnerable: E-W

N
W 16 E
S

With `\setdefaults` we can influence the look of the compass in detail. The keys that control this are `compline` to set the thickness of the frame, `compshow` to hide/show the compass, `compsize` to multiply the compass size with a factor and `compturn` with which the letter 'E' and 'W' can be rotated over 90°. With the key `compass` one can set the font that is used for the letters in the compass.

First we enlarge the compass 1.5×. Note that this does influence neither the fontsize nor the frame thickness. Then we enlarge the fonsize. As you see, this does influence the size of the compass too. Finally the set the size factor back to 1. Notice the difference with the second compass.

**controlling the compass I**
**File: Compass**

```

\CP
\setdefaults{compsize=1.5}\CP
\setdefaults*{compass=Large}\CP
\setdefaults{compsize=1}\CP
                    
```

As you see, we can make the frame very thick, very thin or let it disappear completely when we use factor 0.

**controlling the compass II**
**File: Compass**

```

\setdefaults{compsize=1.5}\CP
\setdefaults{compline=3}\CP
\setdefaults{compline=0.1}\CP
\setdefaults{compline=0}\CP
                    
```

If you watch the first compass carefully, you'll notice (maybe you must enlarge it to see what is meant) that the small x is exactly in the middle of the compass. Nevertheless the impression is that the x is closer to the 'W'. This is because a 'W' is wider than an 'E'. It simply looks unbalanced. We can diminish this by enlarging the compass. Another trick is to rotate the W and E 90°, as shown in the third compass. In the second line we see a diagram with compass, but its frame is suppressed. Finally we see a diagram where the total compass is suppressed. For clarity's sake we have added the **East** and **West** hand.

**controlling the compass III**
**File: Compass**

```

\boardnr{0}
\setdefaults{compsize=1,compmid=x}\CP
\setdefaults{compsize=1.5}\CP
\setdefaults{compsize=1,compturn=on}\CP
\setdefaults{compturn=off,compline=0}
\gamefont{\footnotesize}
\easthand{JT6}{764}{K43}{JT32}
\westhand{Q952}{K92}{762}{AQ7}
\showEW\hfill
\setdefaults{compshow=off}
\showEW
                    
```

♠ Q 9 5 2	♠ J 10 6	♠ Q 9 5 2	♠ J 10 6
♥ K 9 2	♥ 7 6 4	♥ K 9 2	♥ 7 6 4
♦ 7 6 2	♦ K 4 3	♦ 7 6 2	♦ K 4 3
♣ A Q 7	♣ J 10 3 2	♣ A Q 7	♣ J 10 3 2

On the next page we show the compass for all available sizes. In order to get all diagrams in one color box, we combined the smallest with the largest etc. The first line gets out of the frame, but you'll get the idea all the same. Using `\scalefont` you can get even bigger diagrams.

```

\setdefaults{compshow=on}
\gamefont{\sffamily\bfseries\tiny}
\setdefaults{compmid=~t}
\onesuitAll!{JT62}{AK53}{87}{Q94}
\gamefont{\sffamily\bfseries\HUGE}
\setdefaults{compmid=U}
\onesuitAll!{JT62}{AK53}{87}{Q94}
%
\gamefont{\sffamily\bfseries\ssmall}
\setdefaults{compmid=~s}
\onesuitAll!{JT62}{AK53}{87}{Q94}
\gamefont{\sffamily\bfseries\Huge}
\setdefaults{compmid=H}
\onesuitAll!{JT62}{AK53}{87}{Q94}
%
\gamefont{\sffamily\bfseries\scriptsize}
\setdefaults{compmid=c}
\onesuitAll!{JT62}{AK53}{87}{Q94}
\gamefont{\sffamily\bfseries\huge}
\setdefaults{compmid=h}
\onesuitAll!{JT62}{AK53}{87}{Q94}
%
\gamefont{\sffamily\bfseries\footnotesize}
\setdefaults{compmid=f}
\onesuitAll!{JT62}{AK53}{87}{Q94}
\gamefont{\sffamily\bfseries\LARGE}
\setdefaults{compmid=A}
\onesuitAll!{JT62}{AK53}{87}{Q94}
%
\gamefont{\sffamily\bfseries\small}
\setdefaults{compmid=s}
\onesuitAll!{JT62}{AK53}{87}{Q94}
\gamefont{\sffamily\bfseries\Large}
\setdefaults{compmid=L}
\onesuitAll!{JT62}{AK53}{87}{Q94}
%
\gamefont{\sffamily\bfseries\normalsize}
\setdefaults{compmid=n}
\onesuitAll!{JT62}{AK53}{87}{Q94}
\gamefont{\sffamily\bfseries\large}
\setdefaults{compmid=l}
\onesuitAll!{JT62}{AK53}{87}{Q94}
\setdefaults{compmid=}
    
```

The image displays 12 compass diagrams arranged in two columns and six rows. Each diagram consists of a square with four letters: N (North), W (West), U (Up), and S (South). The letters are rendered in various font sizes and styles, corresponding to the code on the left. To the left of each compass is a small reference box containing the letters N, W, U, and S in a specific font, with 'J1062' above it and 'AK53' below it. To the left of the reference box is 'Q94' and to the right is '87'. The diagrams are arranged in two columns of six rows. The first column shows the reference boxes for each row. The second column shows the main compass diagrams. The letters in the compasses vary in size and style (e.g., tiny, huge, script, footnotesize, large, small, normal, large) to match the code on the left.