

Picture Fonts

welcome to a (beautiful) mess

Hans Hagen

BachoTUG 2017

A Summary

- **the macro package's view:** just a font like any other but it needs to configure some extra color related properties
- **the engine's view:** depending on the technology a normal font that needs a bit special treatment or needs to be dealt with as collection of graphics
- **the viewer's view:** regular outline glyphs or images tagged as kind of characters so that their unicode representation can be cut and paste
- **the user's view:** more pictures than glyphs although some people one can communicate using them

So, in practice, for most $\text{T}_{\text{E}}\text{X}$ users it's probably not a high priority font but more a fun one.

Technologies

As each vendor came up with something, we have to deal with a all kinds of formats. And or course, as eagerness pushes things on the market before it's perfect we now have to deal with all of them.

- **overlapping glyphs:** this technique uses the `colr` and `cpal` tables and is actually a quite clean technology, you can combine in different ways
- **svg graphics:** this technique uses the `svg` table that contains a `svg` vector image
- **bitmap graphics:** this technique uses for instance `sbix` tables that can have various graphic images

The first two are already supported in the `CONTEXT` font loader and processor for a while, the last one was added recently.

Only the overlapping method is useable for the tens of thousands of skin tone combinations of families, (kissing) couples, and professions.

Preparation

For now one has to enable the feature:

```
\definefontfeature[overlay][default][ccmp=yes,colr=yes,dist=yes]
\definefontfeature[svg] [default][svg=yes]
\definefontfeature[bitmap] [default][sbix=yes]

\definefontfeature [colored] [default]
  [cmcp=yes,dist=yes,
  colr=yes,svg=yes,sbix=yes]
```

Defining a font is not different from others

```
\definefont[MyEmojiFont] [seguiemj*overlay]
\definefontsynonym[emoji][seguiemj*overlay]
```

As is using:

```
{\MyEmojiFont\resolvedemoji{woman}}
\emoji{woman}
```

Accessing shapes

```
\definesymbol[man] [\emoji{man}]
```

```
\definesymbol[woman][\emoji{woman}]
```

```
\definesymbol[girl] [\emoji{girl}]
```

```
\definesymbol[boy] [\emoji{boy}]
```

```
\definesymbol[family][\emoji{family man woman girl boy}]
```

```
\definefontsynonym[emoji][file:seguiemj.ttf*default,overlay]
```

```
\symbol[boy] \symbol[girl] \symbol[man] \symbol[woman]
```

```
\symbol[family]
```

Different fonts

seguiemj

default



overlay



emojionecolor-svginot

default



svg



emojionemozilla

default

overlay



applecoloremoji

default



bitmap



Ligatures

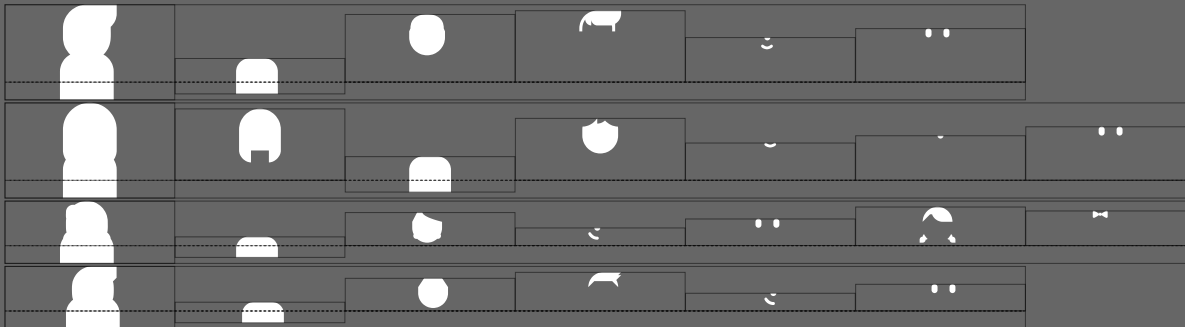

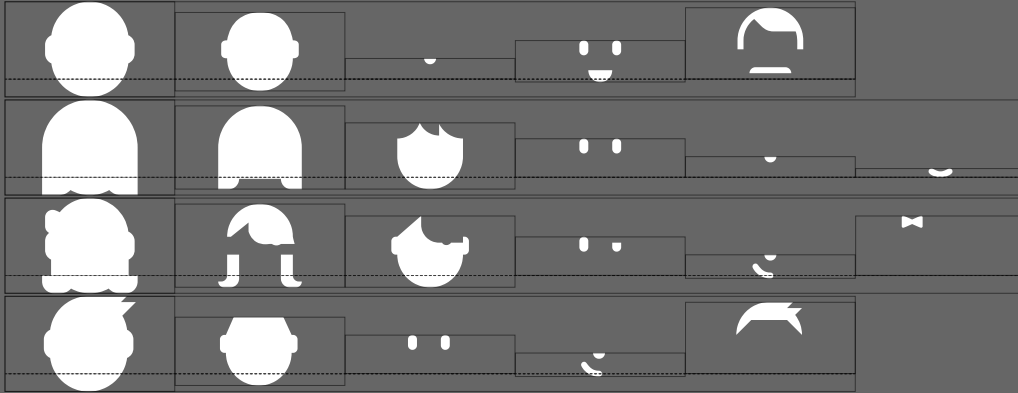


character	1F477	
skin modifier	1F3FE	
ligature	1F477 1F3FE	
zero width joiner	0200D	↑
female modifier	02640 0FE0F	
the whole lot		

1F468	1F3FD	200D	1F33E		man farmer medium skin tone
1F468	1F3FD	200D	1F373		man cook medium skin tone
1F468	1F3FD	200D	1F393		man student medium skin tone
1F468	1F3FD	200D	1F3A4		man singer medium skin tone
1F468	1F3FD	200D	1F3A8		man artist medium skin tone
1F468	1F3FD	200D	1F3EB		man teacher medium skin tone
1F468	1F3FD	200D	1F3ED		man factory worker medium skin tone
1F468	1F3FD	200D	1F4BB		man technologist medium skin tone
1F468	1F3FD	200D	1F4BC		man office worker medium skin tone

1F468	1F3FD	200D	1F527		man mechanic medium skin tone
1F468	1F3FD	200D	1F52C		man scientist medium skin tone
1F468	1F3FD	200D	1F680		man astronaut medium skin tone

Snippets



Using `\ShowEmoji[^man]`

		man
		man and woman holding hands
		man artist
		man astronaut
		man biking
		man bouncing ball
		man bowling
		man cartwheeling
		man climbing
		man construction worker
		man cook
		man dancing
		man detective
		man elf
		man facepalming
		man factory worker
		man fairy



man farmer
man firefighter
man frowning
man genie
man gesturing no
man gesturing ok
man getting haircut
man getting massage
man golfing
man guard
man health worker
man in business suit levitating
man in lotus position
man in steamy room
man in tuxedo
man judge
man juggling
man lifting weights
man mage



man mechanic
man mountain biking
man office worker
man pilot
man playing handball
man playing water polo
man police officer
man pouting
man raising hand
man rowing boat
man running
man scientist
man shoe
man shrugging
man singer
man student
man surfing
man swimming
man teacher



man technologist

man tipping hand

man vampire

man walking

man wearing turban

man with chinese cap

man zombie

mantelpiece clock

Recoloring Seguiem



```
\definecolor [emoji-red] [r=.4]
\definecolor [emoji-gray] [s=.5,t=.5,a=1]
```

```
\definefontcolorpalette
  [emoji-red]
  [emoji-red,emoji-gray]
```

```
\definefontfeature
  [seguiemj-r]
  [default]
  [ccmp=yes,dist=yes,clr=emoji-red]
```

```
\definefont
  [MyColoredEmojiR]
  [seguiemj*seguiemj-r @ 80pt]
```

```
\MyColoredEmojiR
  \emoji{man}
  \emoji{woman}
  \emoji{baby}
```

Pallet \ShowEmojiPalettes[1]

1	1	2	3	4	5	6	7	8	9	10	11	12
	13	14	15	16	17	18	19	20	21	22	23	24
	25	26	27	28	29	30	31	32	33	34	35	36
	37	38	39	40	41	42	43	44	45	46	47	48
	49	50	51	52	53	54	55	56	57	58	59	60
	61	62	63	64	65	66	67	68	69	70	71	72
	73	74	75	76	77	78	79	80	81	82	83	84
	85	86	87	88	89	90	91	92	93	94	95	96
	97	98	99	100	101	102	103	104	105	106	107	108
	109	110	111	112	113	114	115	116	117	118	119	120
	121	122	123	124	125	126	127	128	129	130	131	132
	133	134	135	136	137	138	139	140	141	142	143	144
	145	146	147	148	149	150	151	152	153	154	155	156
	157	158	159	160	161	162	163	164	165	166	167	168
	169	170	171	172	173	174	175					